

ROMA AND TRAVELLERS IN SIX COUNTRIES

ROMA AND TRAVELLERS SURVEY



© European Union Agency for Fundamental Rights, 2020

Reproduction is authorised provided the source is acknowledged.

For any use or reproduction of photos or other material that is not under the European Union Agency for Fundamental Rights copyright, permission must be sought directly from the copyright holders.

Neither the European Union Agency for Fundamental Rights nor any person acting on behalf of the Agency is responsible for the use that might be made of the following information.

Luxembourg: Publications Office of the European Union, 2020

Print	ISBN 978-92-9474-971-0	doi:10.2811/59861	TK-03-20-427-EN-C
PDF	ISBN 978-92-9474-972-7	doi:10.2811/30472	TK-03-20-427-EN-N

Photo credits:

Page 89: © YANN J - stock.adobe.com

All remaining photos: © FRA

Foreword

Roma and Travellers living in western EU countries are less often in the limelight than those living in central, eastern and southern EU countries. While they represent a smaller proportion of the population in the west, they also face problems with social exclusion, marginalisation and discrimination. This report presents findings from the survey conducted by FRA in 2019 covering Roma and Travellers populations in Belgium, France, Ireland, the Netherlands, Sweden and the United Kingdom. The survey included interviews with almost 4,700 Roma and Travellers, collecting information on more than 8,200 individuals living in their households.

The findings present a bleak, but familiar, picture of discrimination and deprivation fuelled by anti-Gypsyism. Almost half of the Roma and Travellers surveyed felt discriminated against and experienced hate-motivated harassment, in the year before the survey. Yet the overwhelming majority did not report such incidents. Both lacking trust in the police and legal systems, and lacking awareness of laws and institutions to turn to, pose serious hurdles. Finding appropriate accommodation remains a challenge, especially for Travellers. Their living conditions in halting sites are often substandard, exacerbating health problems. Across the countries studied the proportion of Roma and Travellers surveyed who work is low compared to the general population and many report difficulties in making ends meet. This means that their children all too often live in households that are unable to afford basic expenditures, such as healthy food or heating. Some even go to bed hungry. Education provides a glimmer of hope: in the countries surveyed, almost all children between the ages of 6 and 15 receive some form of education. Still, too many leave school early, and too few young adults are in employment, education or training.

The data generated by this survey corroborate the findings of reports by international organisations and civil society. They are particularly worrying during the present pandemic which many Roma and Travellers are ill equipped to face.

The survey results presented here show the urgent need for the post-2020 Strategic EU Framework for Roma Equality, Inclusion and Participation to accelerate Roma inclusion efforts that can break the vicious cycle of social exclusion, discrimination and poverty that contributes to such disturbing results.

This Framework implemented with the financial support provided by the EU's structural funds could go a long way to improve respect for fundamental rights achieving a tangible difference in Roma and Traveller people's lives everywhere in the European Union.

Michael O'Flaherty
Director

Country codes

BE	Belgium
FR	France
IE	Ireland
NL	Netherlands
SE	Sweden
UK	United Kingdom

Contents

Foreword	1
Why is this survey needed?	7
The survey in a nutshell	10
Key findings and FRA opinions	14
1 DISCRIMINATION AND AWARENESS OF RIGHTS	25
1.1 AWARENESS OF EQUALITY BODIES AND LAWS ADDRESSING DISCRIMINATION	29
2 HARASSMENT AND HATE CRIME AGAINST ROMA AND TRAVELLERS	33
2.1 HATE-MOTIVATED HARASSMENT	34
2.2 HATE-MOTIVATED PHYSICAL ATTACKS	36
2.3 ETHNIC PROFILING IN POLICE STOPS	37
2.4 TRUST IN PUBLIC INSTITUTIONS	38
3 EDUCATION	43
3.1 PARTICIPATION IN EDUCATION	44
3.2 EARLY SCHOOL LEAVERS	46
3.3 BULLYING AT SCHOOL	47
3.4 DISCRIMINATION	48
3.5 EDUCATIONAL ATTAINMENT	50
4 EMPLOYMENT	53
4.1 PAID WORK RATE	54
4.2 FEELING EXCLUDED FROM SOCIETY	59
5 HEALTH AND HEALTHCARE	63
5.1 LIFE EXPECTANCY OF ROMA AND TRAVELLERS	67
6 POVERTY AND SOCIAL EXCLUSION	71
7 ACCESS TO HOUSING AND NOMADIC LIFESTYLE	79
7.1 DISCRIMINATION	81
7.2 FREEDOM TO FOLLOW A NOMADIC LIFESTYLE	82
7.3 ACCESS TO DECENT HOUSING	87
7.4 SEVERE HOUSING DEPRIVATION	88
7.5 NEIGHBOURHOODS AND HALTING SITES	89
Annex	91

Figures and tables

Figure 1:	Overall discrimination because of being Roma or Traveller in the 12 months before the survey, by survey group and sex (%)	27
Figure 2:	Prevalence of discrimination in the areas covered by the survey because of being Roma or Traveller in the 12 months before the survey, by sex (%)	29
Figure 3:	Knowledge among all respondents of at least one equality body, by survey group and sex (%)	30
Figure 4:	Awareness among all respondents of laws prohibiting discrimination based on skin colour, ethnic origin or religion, by survey group and sex (%)	31
Figure 5:	Respondents who reported or filed a complaint about the last incident of discrimination because of being Roma or Traveller in the five years before the survey, by survey group (%)	32
Figure 6:	Prevalence of harassment (five acts) and physical attacks due to being Roma or Traveller in the 12 months before the survey, by survey group (%)	35
Figure 7:	Levels of trust in the police, by survey group and in comparison with the general population (average value on a scale from 0 to 10)	40
Figure 8:	Impact of experiences of discrimination, harassment and violence in the 12 months before the survey on trust in the police and legal system (mean value on a scale from 0 to 10)	41
Figure 9:	Children aged between four years and the (country-specific) starting age of compulsory education who participate in early childhood education, by survey group (%)	45
Figure 10:	Children aged 6–15 years attending education, by survey group and sex (%)	46
Figure 11:	Population aged 18–24 years that has completed at most lower secondary education and is not involved in further education or training, by survey group (%)	47
Figure 12:	Prevalence of hate-motivated (because of being a Roma/Traveller) bullying/harassment of children while in school in the 12 months before the survey, out of all respondents who are parents/guardians of school-age children, by survey group (%)	48
Figure 13:	Respondents who felt discriminated against because of being Roma/Travellers when in contact with school authorities (as a parent/guardian or as a student) in the 12 months or in the five years before the survey, by survey group (%)	49
Figure 14:	Roma and Travellers who have not completed any level of formal education or have never been in formal education (ISCED 0), by survey group and age (%)	51
Figure 15:	Paid work rates for Roma and Traveller women and men aged 20–64 years (including self-employment and occasional work or any paid work in the past four weeks), compared with the Europe 2020 employment rate 2018 (Eurostat), by survey group (%)	55
Figure 16:	Discrimination because of being Roma or Travellers in the 12 months and five years before the survey when looking for a job, by survey group (%)	56
Figure 17:	Share of Roma and Travellers aged 20–64 years who are currently not working and are not looking for work, by survey group and sex (%)	57
Figure 18:	Main reasons for Roma and Travellers not looking for work, only respondents aged 20–64 years currently not working and not looking for work, by survey group and sex (%)	58
Figure 19:	Feeling excluded from society on a scale from 0 to 10, where 0 means not at all excluded and 10 means completely excluded, by survey group, age group and sex (average)	59
Figure 20:	Share of Roma and Travellers who do not have a bank account, by survey group (%)	60
Figure 21:	Share of Roma and Travellers with (severe) limitations in activities people usually do due to health problems, by survey group and sex (%)	65
Figure 22:	Share of Roma and Travellers living in accommodation with pollution, grime or other environmental problems in the local area, such as smoke, dust, unpleasant smells or polluted water, by survey group (%)	67
Figure 23:	Share of Roma and Travellers who indicate that they are covered by national basic health insurance and/or additional insurance, by survey group and sex (%)	69
Figure 24:	Share of Roma and Travellers who felt discriminated against because of being Roma/Travellers in the 12 months or the five years before the survey, when accessing the health services, by survey group (%)	70
Figure 25:	Share of Roma and Travellers living in households that have (great) difficulties in making ends meet, by survey group (%)	74
Figure 26:	Share of Roma and Travellers living in household in severe material deprivation (four out of nine selected items), by survey group and age (%)	76
Figure 27:	Share of Roma and Travellers and their children living in households where at least one person had to go hungry to bed at least once in the last month because there was not enough money for food, by survey group (%)	77
Figure 28:	Type of housing of Roma and Travellers, by survey group (%)	81
Figure 29:	Share of Roma and Travellers who were discriminated against in the five years before the survey when trying to rent or buy housing, by survey group (%)	82
Figure 30:	Enough places to live for Travellers living in a mobile home/caravan, by survey group (%)	84
Figure 31:	Moving of Roma and Traveller households to their current neighbourhood, by survey group (%)	85
Figure 32:	Share of Roma and Travellers who were evicted from their accommodation or halting site or were forced to leave by authorities in the five years before the survey, by survey group (%)	87
Figure 33:	Availability of selected public services in the neighbourhood/halting site among Travellers in Belgium, France and the Netherlands, and Gypsies and Travellers in the United Kingdom, by survey group (%)	89
Figure 34:	Problems with accommodation among Roma and Travellers, by survey group (%)	90
Figure 35:	Number of interviewers with Roma and Traveller background and number of mediators used to reach out in each country (%)	101

Table 1:	Roma and Travellers Survey 2019, number of interviews	11
Table 2:	Share of people who were stopped by police in the 12 months before the survey, by survey group (%)	38
Table 3:	Life expectancy at birth, estimates for 2016, by country (years)	68
Table 4:	Education indicators	91
Table 5:	Employment indicators	93
Table 6:	Health indicators	94
Table 7:	Housing indicators	95
Table 8:	Poverty and social exclusion indicators	96
Table 9:	Discrimination, harassment and hate crime indicators	97
Table 10:	Rights awareness indicators	98
Table 12:	Summary of estimated population, sample frame population, targeted sample sizes and achieved samples, by survey group	103
Table 13:	The composition of the full sample in terms of sex, unweighted data, by survey group (%)	107
Table 14:	Main social demographic characteristics of the full sample of respondents, unweighted data, by survey group and sex (%)	108

Why is this survey needed?

Roma and Travellers have a long history of experiencing discrimination, persecution and exclusion in Europe.¹ “Roma are still being deprived of their basic human rights in Europe”, as the European Parliament underlined in its 2019 resolution on the post-2020 Strategic EU Framework for National Roma Inclusion Strategies and the fight against anti-Gypsyism.²

The European Union Agency for Fundamental Rights (FRA) conducts regular surveys on the fundamental rights situation of Roma in the EU. They provide evidence to EU institutions and Member States to help to fight discrimination and promote equal access to fundamental rights in the EU policy framework on Roma inclusion.

This report adds to this body of evidence by providing, for the first time,

data on Roma and Travellers’ experiences of fundamental rights in practice in six countries that, to date, comparable survey research has not extensively covered, namely Belgium, France, Ireland, the Netherlands, Sweden and the United Kingdom. Policymakers can use the survey data to formulate and monitor responses at EU and national levels and to shape an EU policy framework on Roma inclusion.³

The EU policy framework on Roma equality and inclusion is driven by the need to ensure that Roma and Travellers enjoy their human and fundamental rights. International human rights law enshrines those rights, and the EU Treaties and the EU Charter of Fundamental Rights reflect them,⁴ as does EU secondary legislation such as Directive 2000/43/EC on racial equality.⁵ The Charter is binding on EU institutions in all their actions, and on Member States when they act within the scope of EU law.

The current EU policy framework on Roma inclusion is based mainly on two major documents. First, the European Commission Communication of April 2011 introduces an EU framework calling on Member States to develop comprehensive national Roma integration

On terminology

‘Roma’ and ‘Travellers’ are used as umbrella terms according to the definition of the Council of Europe. They encompass Roma, Sinti, Kale, Romanichals, Boyash/Rudari, Balkan Egyptians, Eastern groups (Dom, Lom and Abdal) and groups such as Travellers, Yenish and the populations designated under the administrative term *Gens du voyage*, as well as people who identify themselves as Gypsies. The agency, like the Council of Europe, adds the term ‘Travellers’ as necessary to highlight actions that specifically include them.

See Council of Europe (2012), **Descriptive glossary of terms related to Roma issues**, Strasbourg, 18 May 2012.

¹ Council of Europe, **Roma history factsheets**.

² European Parliament (2019), **Resolution on the need for a strengthened post-2020 Strategic EU Framework for National Roma Inclusion Strategies and stepping up the fight against anti-Gypsyism**, 2019/2509(RSP), 6 February 2019.

³ European Commission, **Roma integration in the EU**.

⁴ **Treaty on European Union**, 2012/C 326/01, Articles 2 and 6; **Treaty on the Functioning of the European Union**, 2012/C 326/01 (TFEU), Articles 8, 9, 10 and 19; **Charter of Fundamental Rights of the European Union**, 2012/C 326/02.

⁵ **Council Directive 2000/43/EC of 29 June 2000 implementing the principle of equal treatment between persons irrespective of racial or ethnic origin**, OJ 2000, L 180.

strategies up to 2020.⁶ Its objective is to combat discrimination against Roma, as well as poverty and social exclusion of Roma, across the EU. It sets out concrete targets in areas such as education, employment, healthcare, housing and essential services. Second, the December 2013 Council Recommendation enshrines Member States' commitment to promote and implement effective Roma integration measures at the national level in all areas mentioned above.⁷ The European Commission asked FRA to provide relevant data on the situation of the Roma to measure progress over time and to assist Member States in developing effective monitoring tools. The two EU documents mentioned above predate the global Agenda 2030, which is the global policy framework for sustainable development that the United Nations (UN) has adopted. However, they reflect the Sustainable Development Goals (SDGs) and the core principle to leave no one behind and to try to "reach the furthest behind first".⁸ They also involve principles and set targets that correspond to the provisions of the European Pillar of Social Rights, proclaimed in 2017, which contains a list of strong political commitments in the area of social rights.⁹ In a resolution adopted in late 2015, the European Parliament drew attention to the need for more effective use of EU funds so that marginalised communities do not remain excluded but become a priority of Europe's cohesion policy instruments.¹⁰ It also called for action to tackle the social exclusion of Roma and to improve their living conditions. FRA's data are a major source of indicators that monitor Member States' efforts on Roma inclusion. With this survey, FRA continues to provide data to inform policymakers of the impact and use of EU funds.

THE NEED FOR DATA: FILLING THE GAP

At the end of 2018, FRA launched a survey on Roma and Travellers in six EU Member States: Belgium, France, Ireland, the Netherlands, Sweden and the United Kingdom.¹¹ The previous data collection exercises on Roma, under the second European Union Minorities and Discrimination Survey (EU-MIDIS II), did not cover these countries.¹²

The overall aim of the survey is to support and contribute to the efforts of EU institutions and Member States towards "putting an end to the exclusion of Roma", which the European Commission has acknowledged as "one of the most serious social challenges in Europe".¹³ Its findings provide evidence for a list of core indicators used to monitor the implementation of the EU Framework for National Roma Integration Strategies up to 2020. They also provide a basis for developing new indicators, as a baseline for post-2020 EU initiatives on Roma equality and inclusion. FRA's input responds to the need for strengthened data collection and the development of monitoring and reporting systems, which the same evaluation report identifies in its conclusions. The Commission has published a roadmap towards the EU's post-2020 Roma equality and inclusion policy, which refers to FRA's previous

⁶ European Commission Communication (2011), **EU Framework for National Roma Integration Strategies up to 2020, COM/2011/0173 final**, Brussels, 5 April 2011.

⁷ Council of Europe (2013), **Recommendation on effective Roma integration measures in the Member States, 2013/C 378/01**, 9 December 2013.

⁸ UN General Assembly (2015), **Transforming our world: the 2030 Agenda for Sustainable Development**, p.3, 25 September 2015.

⁹ European Union (2017), **Interinstitutional Proclamation on the European Pillar of Social Rights, 2017/C 428/09**, 13 December 2017.

¹⁰ European Parliament (2015), **Resolution on cohesion policy and marginalised communities, 2014/2247(INI)**, 24 November 2015.

¹¹ The United Kingdom officially ceased to be an EU Member State on 31 January 2020.

¹² FRA also implemented its Roma Survey 2011 in France.

¹³ European Commission Communication (2011), **EU Framework for National Roma Integration Strategies up to 2020, COM/2011/0173 final**, Brussels, 5 April 2011.

surveys on Roma in 2011 and 2016 and requests further evidence.¹⁴ This roadmap is likely to lead to a proposal for a revised Council recommendation on Roma equality and inclusion measures accompanied by a communication presenting the post-2020 EU strategic framework.

The report is structured in seven dimensions, broadly reflecting the thematic areas for a post-2020 initiative on Roma equality, inclusion and participation: discrimination and awareness of rights; hate crime; education; employment; health; and housing. This report also presents data specifically related to Travellers who often live in caravans and are sometimes nomadic.



¹⁴ European Commission, **Roadmap regarding the initiative setting out the EU post-2020 Roma equality and inclusion policy**, Ref. Ares(2020)1003902, 17 February 2020.

The survey in a nutshell

The survey collected information from 4,659 respondents aged 16 years or older who self-identify as Roma or Travellers¹⁵ in Belgium, France, Ireland, the Netherlands, Sweden and the United Kingdom.¹⁶ In addition, the survey collected information on 8,234 individuals living in the respondents' households and about the infrastructure of their halting sites or neighbourhoods. The fieldwork took place from December 2018 until July 2019 through face-to-face interviews.

The preparation of the survey took into account the particularities of the target population, and respected related ethical and cultural aspects. The sampling approach aimed for representativeness based on experience gained in the EU-MIDIS II survey. The present survey was set up to be representative of each specific group and country. For further details, see the [Annex](#) and the Technical Report.¹⁷

The interviews were in the language of the country, except for Belgium, where the questionnaire and interviews were offered in Bulgarian, Romanian and Slovakian as well as French and Dutch. Respondents were encouraged to add personal comments or experiences at the end of the interview. This report quotes them to illustrate some of the results.

Groups of Roma and Travellers surveyed: The individuals surveyed belong to very diverse and distinct groups and communities. Travellers face very specific issues or barriers depending on whether their lifestyle includes regular travelling or not and the specific type of accommodation they inhabit. These barriers affect schooling of children, permission and duration of stay in halting sites, public infrastructure, etc. The report differentiates between Roma and Travellers wherever possible. Respondents who self-identify as Roma, but live among Travellers or Caravan dwellers, are included under Travellers. Household members and children were not asked about their Roma and Travellers background to avoid external identification. Results presented here regarding all persons in the household, refer to persons living in a Roma and Travellers household and does not imply coming from the same background as a Roma or Traveller. However, experiences of disadvantage and marginalised living conditions are shared within a household and a further differentiation is therefore assumed to not adding information.

¹⁵ It excluded Roma and Travellers in the United Kingdom living in brick and mortar housing and Roma living in camps in France, as it was not possible to obtain a representative sample.

¹⁶ The United Kingdom officially ceased to be an EU Member State on 31 January 2020.

¹⁷ FRA will publish the Technical Report in 2020.

TABLE 1: ROMA AND TRAVELLERS SURVEY 2019, NUMBER OF INTERVIEWS

Country	Survey groups covered	Achieved number of interviews	% representation in survey groups
Belgium ^a	Roma	482	10
	Caravan dwellers	124	3
France	Travellers (<i>Gens du voyage</i>) in halting sites	1,544	33
Ireland	Travellers	518	11
Netherlands ^a	Roma	201	4
	Travellers and Sinti in halting sites	511	11
Sweden ^b	Roma and Travellers	404	9
United Kingdom	English or Romany Gypsies and Irish Travellers in halting sites	875	19
Total	Roma and Travellers	4,659	100

Source: FRA, Roma and Travellers Survey (RTS) 2019

Notes:

^a In Belgium and the Netherlands, Roma and Caravan dwellers/Travellers are very distinct groups and results are displayed separately.

^b In Sweden, the term 'Roma and Travellers' covers members of five major groups living in apartments or fixed houses dispersed throughout the country. It was not possible to distinguish between Roma and Travellers.

Roma and Travellers are the largest minority ethnic group in the EU, with an estimated 6 million to 8 million people. FRA surveys apply the principle of self-identification when sampling persons with minority ethnic origins.

Belgium – Caravan dwellers: An estimated 2,300 Caravan dwellers (Travellers) live in designated caravan sites or campsites in Flanders and Brussels. Their number in Wallonia is unknown, and the survey did not include them in this area. Depending on the type of caravan site, their level of mobility can vary from permanent or long-term residency to seasonal or shorter-term. Most Caravan dwellers live in official public or private sites legally, and local organisations or site coordination teams oversee their stay. Almost two thirds of the households interviewed live in permanent halting sites, one third in temporary ones. The sample size for this group was very small (124 households), so the results can have a higher statistical variability than for other groups. They are also flagged when they refer to very small numbers of respondents.

Belgium – Roma: The survey covered two groups of Roma, long-term residents and recently arrived Roma from eastern Europe, representing a population of around 30,000 across Belgium. Long-term resident Roma are those who migrated to Belgium in the 1990s, mostly from countries of the former Yugoslavia, as non-EU citizens. Since their arrival, many have become residents of Belgium and available background research claimed that they are on average more integrated into Belgian society than the more recent migrants, who predominantly come from Bulgaria, Romania and Slovakia. These recently arrived Roma represent the largest Roma population in Belgium. They live dispersed throughout the cities rather than concentrated in particular areas. Their number in Wallonia is not known, and the survey only partially covers them.

France – Travellers (*Gens du voyage*): The administrative term *Gens du voyage* replaced the term 'nomad', which was used in the 1970s. This group is composed of people who do not have a fixed abode for a period of six months and whose primary housing is mobile (caravan). The term encompasses many diverse groups, such as Tsiganes, Manouches, Gitans and Yéniches. The estimation for this survey are based on around 200,000 Travellers to live in halting sites in France. The survey covers almost exclusively Travellers living in publicly or privately managed halting sites (94 %), and therefore does not represent those living on familial land (in French *terrain familial locatif* or *terrain familial privé*), who make up only 2 % of the survey sample.

Ireland – Travellers: Ireland recognised Travellers as an ethnic group in 2017, although Irish Travellers have been documented as being part of Irish society

for centuries. Travellers have a long-shared history, traditions, language, culture and customs. An estimated 40,000 Travellers live in Ireland. While their heritage involves a nomadic lifestyle, most now live in permanent locations (82 % of the respondents in permanent housing and 18 % in trailers) and the majority have never experienced nomadic life. However, many may still travel during the summer months.

Netherlands – Travellers and Sinti: *Woonwagenbewoners* or *reizigers* (Travellers) are descended from a long line of families who had their business in seasonal, nomadic and/or mainly pre-industrial occupations. As these crafts gradually died out, they engaged in the same kind of (nomadic) work as Roma and Sinti, resulting in a strong affiliation between these groups. Little is known about the proportion of Roma/Sinti living among Travellers, although there is some information about the number of mobile homes and the locations of the camps where Travellers live. Among the respondents of the survey, Travellers and Sinti live almost exclusively in mobile homes (98 %), 94 % in permanent halting sites and 4 % in temporary or unofficial halting sites.

Netherlands – Roma: The ‘general pardon’ group of Roma (GP Roma), as they were commonly referred to in background research, arrived in the Netherlands during the 1960s and 1970s, mostly from what was then Yugoslavia and without passports or other official documents. In 1978, the Dutch government offered a general pardon (i.e. amnesty) to this growing group of Roma. Today they mostly live in social housing and there are some municipalities with higher concentrations of Roma families. The Balkan Roma are Roma who mainly arrived in the Netherlands later, during the 1990s, as refugees from the former Yugoslavia. They often live in social housing, like the GP Roma. However, there is no reliable information about where they live or whether they are concentrated in specific areas or dispersed. It was particularly difficult to find this group of Roman for the survey, and the potential for generalisation to the entire Roma population in the Netherlands is therefore limited. Results for this group should thus be interpreted with caution owing to unknown statistical variability.

Sweden – Roma and Travellers: Sweden has recognised Roma and Travellers as a national minority since 1999, but Swedish official statistics, including the Census, do not record national minority status. The diverse Roma and Traveller groups living in Sweden came from different parts of Europe in successive waves since the mid-1500s and with two more recent main phases of Roma immigration to Sweden – the 1960s when there was a major population movement due to lack of labour force in Sweden, and the 1990s when refugees moved to Sweden following the war in former Yugoslavia. Although there are up to 60 different groups in Sweden (the survey allowed self-identification in one of the five major groups), the analysis examines the situation of Roma and Travellers in general without further distinction by group.

United Kingdom – English or Romany Gypsies and Irish Travellers: English or Romany Gypsies are descended from Romany migrants in the 16th century and have been established in the United Kingdom for many generations. Their main language is English. Romani words are incorporated into conversations, and they may refer to this quasi-dialect as Romani, but, overall, Romani in its pure form is not widely spoken. Irish Travellers originated from Ireland but have lived in the United Kingdom for centuries. They are English speakers, but with a distinct Irish accent. Communities or families may also speak Shelta – also known as Gammon or Cant – which is based on Irish Gaelic, but also incorporates English. Romany or English Gypsies and Irish Travellers are two separate cultural and ethnic groups, but sampling these two groups separately was not possible. Romany Gypsies and Irish Travellers live in both caravans and bricks-and-mortar housing. The survey targeted only those living in halting sites. Of the households represented in the survey, 95 % are living in mobile homes, and 5 % in houses or apartments.

Weighting: The survey results presented in this report are based on weighted data to reflect the selection probabilities of each household and individual based on the sampling design. The weights also take account of differences in the estimated size of the target population in each country.¹⁸

Comparability: The data are comparable with EU-MIDIS II of 2016 in nine Member States and will be comparable with FRA's upcoming Roma Survey 2020. The report includes comparisons with general population surveys for the EU and references to the SDGs, where relevant data are available.

Participation: The survey paid particular attention to the principle of participation, one of the EU's 10 common basic principles on Roma inclusion,¹⁹ by including communities in the preparation, sampling and implementation of the survey. Moreover, the survey either recruited and trained interviewers with Roma and/or Traveller backgrounds or worked with mediators with Roma or Traveller backgrounds or strong links to the communities involved. In France, access to halting sites was organised through municipalities and halting site managers.

Consultations with stakeholders: FRA discussed the findings of the survey with Roma and Traveller communities and stakeholders in Belgium, France, Ireland and the Netherlands²⁰ in order to contextualise the results, improve national impact and empower the communities to use the data and results themselves in their advocacy.

Relevant legal and policy aspects – contextualising survey findings

FRA also collected information on existing national legislation and relevant policies concerning Roma and Travellers in the Netherlands through desktop research, and in Belgium, France, Ireland, Sweden and the United Kingdom through **FRANET**, FRA's multidisciplinary research network. This serves to contextualise the survey results and to identify major gaps in law and policy. This FRANET country research is available on FRA's **website**.

¹⁸ The weights took into account the complex sampling design. The contracted fieldwork agency, IPSOS Mori, and sampling and weighting experts of the University of Siena developed them.

¹⁹ European Union (2010), **The 10 common basic principles on Roma inclusion: Vademecum**, Luxembourg, Publications Office of the European Union (Publications Office).

²⁰ Visits to Sweden and the United Kingdom were put on hold after the outbreak of COVID-19 in Europe.

Key findings and FRA opinions

Tackling discrimination and hate crime

Intensifying the fight against discrimination

For the past 20 years, EU law (Racial Equality Directive, 2000/43/EC) has promoted equal treatment and prohibited direct and indirect discrimination, including harassment, based on racial or ethnic origin in areas such as employment, education, social protection and advantages, healthcare or accessing goods and services including housing.

Still, in these six western current and former EU Member States, discrimination against Roma and Travellers is widespread, the survey results suggest. Almost half of the respondents (45 %) felt discriminated against in at least one area of life in the previous 12 months. Most frequently, respondents felt discriminated against in accessing goods and services – for example, when entering a shop (33 %) or a restaurant, night club or hotel (27 %) or when looking for a job (23 %) (see [Figure 2](#)). The proportion of those who felt discriminated against is higher among younger respondents. Overall, there are no significant gender differences. However, women feel discriminated against more often than men when in contact with their children's schools, and men more than women when looking for work.

Anti-Gypsyism, an important barrier to Roma inclusion, is deeply rooted. According to the results of FRA's Fundamental Rights Survey among the general population, almost half of EU citizens (45 %) feel (totally) uncomfortable with having Roma or Travellers as neighbours. (The question in the Fundamental Rights Survey asked about having a Roma/Gypsy person as a neighbour.)

The 2011 EU Framework for National Roma Integration Strategies and the 2013 Council Recommendation on effective Roma integration measures reflect the need to promote non-discriminatory and equal treatment policies and measures. The European Commission has **evaluated the current EU policy framework** and suggests introducing a specific policy priority to fight discrimination and anti-Gypsyism in the EU's post-2020 Roma equality and inclusion policy. Accordingly, the **roadmap of the European Commission** towards such a policy sets as a target to "tackle antigypsyism and discrimination targeting Roma people".

Countering bias-motivated harassment and hate crime
Almost half of the Roma and Travellers surveyed (44 %) experienced hate-motivated harassment in the year preceding the survey, and 7 % were physically attacked,

the results show. They did not report the overwhelming majority of hate-

FRA OPINION 1

The fight against anti-Gypsyism and discrimination against Roma and Travellers should form a distinct priority area in the EU's post-2020 Roma equality and inclusion policy, and the EU should reflect this in its future instruments, including relevant recommendations and strategic frameworks.

Member States should ensure that the fight against discrimination and anti-Gypsyism is mainstreamed in all policy areas. National Roma inclusion strategies should include targeted anti-discrimination measures, as well as measures to tackle anti-Gypsyism. Such measures, in particular awareness-raising activities, should be designed with Roma communities and their representatives to promote positive narratives about Roma and Travellers with reference to their history of discrimination, segregation and persecution.

Member States should engage Roma communities and associations in consultations on the design of all relevant policies and measures. They should strive to involve them actively and in a meaningful way when implementing actions and measures, as required by the EU's 10 common basic principles on Roma inclusion.

motivated incidents over the past five years – 93 % of hate-motivated harassment and 88 % of physical attacks – to anyone. More than half (53 %) of those who did not report the most recent hate-motivated physical attack did not do so because they thought that nothing would happen or change if they reported it. Meanwhile, 16 % did not do so because they did not know where to go or whom to contact.

The EU has enacted criminal law, Council Framework Decision [2008/913/JHA](#), to combat hate crime. The framework decision requires EU Member States to use criminal law means against certain manifestations of hatred based on race, colour, religion, descent or national or ethnic origin. Such manifestations include, for example, public incitement to violence and hatred. The EU has also enacted law (Directive [2012/29/EU](#)) to protect the rights of victims of crime, with specific provisions for hate crime victims. The directive requires Member States to pay particular attention when they assess victims of such crimes in order to identify their specific protection needs. Moreover, Article 26 (2) of this directive calls for awareness-raising actions targeting, in particular, groups at risk of victimisation.

The evaluation of the EU Framework for National Roma Integration Strategies has concluded that future national strategies should include targeted measures aimed at preventing and countering bias-motivated hate crime.



FRA OPINION 2

The EU should ensure that the post-2020 Roma equality and inclusion policy, and any recommendations on Roma inclusion, include specific reference to measures to counter anti-Gypsyism and related hate-motivated harassment and crime. In this respect, they should take into account the work of the [EU High Level Group on combating racism, xenophobia and other forms of intolerance](#), including its subgroup on methodologies for recording and collecting data on hate crime.

EU Member States should ensure that the authorities record hate crime incidents effectively to facilitate investigation and prosecution. The EU High Level Group on combating racism, xenophobia and other forms of intolerance provides useful guidance in its [Key guiding principles on improving the recording of hate crime by law enforcement authorities](#). So does the Office for Democratic Institutions and Human Rights of the Organization for Security and Co-operation in Europe in its publication [Hate Crime Data Collection and Monitoring: A practical guide](#). Member States should help their law enforcement officers and criminal justice officials identify, record, investigate and prosecute hate-motivated crime more effectively through regular training, which should be designed and carried out in cooperation with Roma and Travellers, as well as relevant civil society actors.

EU Member States should take measures encouraging Roma and Travellers to report hate-motivated incidents. Such measures should provide regular and up-to-date information about hate crime legislation, relevant citizens' rights and how to claim them.



FRA OPINION 3

Enhancing trust in public authorities should be an overall goal of the EU's post-2020 Roma equality and inclusion policy and any relevant recommendations. Member States should take measures to improve confidence in public authorities by tackling structural racism and indirect discrimination, and, in particular, by eliminating ethnic profiling practices in compliance with EU law. Hate-motivated incidents against Roma and Travellers involving police officers should be promptly investigated. Effective investigation would benefit from the involvement of public statutory, independent oversight mechanisms with investigative powers, such as equality bodies, ombuds institutions or national human rights institutions. These bodies should consider including Roma and Travellers among their staff to boost their trust in the system. Cases of ethnic profiling or incidents involving police officers and relevant statistical data should be regularly collected and published.

Member States could consider employing Roma and Travellers in law enforcement to improve relations and help raise awareness among law enforcement officers of the fundamental rights challenges they face.

Moreover, Member States could consider measures to attract Roma and Travellers to work in the broader public sector, particularly in education and social services, to support the development of role models within Roma and Traveller communities and to boost confidence in public authorities.

Enhancing trust in public authorities and ending ethnic profiling

An important success factor in the implementation of Roma inclusion policies is trust in public authorities, in particular law enforcement. The survey shows that the level of trust in the police and legal system among Roma and Travellers is generally low. It is notably lower among those who feel they have been victims of discrimination, harassment and violence. One in 10 respondents (11 %) in the survey say they were stopped by the police in the past 12 months because of being a Roma or Traveller.

This raises concerns about ethnic profiling, which is unlawful. Directive [2016/680/EU](#) on the protection of personal data in the prevention, investigation, detection or prosecution of criminal offences or the execution of criminal penalties forbids the use of racial or ethnic origin as a sole or main criterion to stop an individual. It considers such a practice discriminatory.

Some 4 % of respondents indicate that they were physically assaulted by a police officer because of their Roma or Traveller background in the past five years.

Improving rights awareness and encouraging reporting of discrimination

The survey results show that only every second Roma and Traveller respondent (53 %) is aware of laws prohibiting discrimination based on skin colour, ethnic origin or religion. Only one third of respondents (33 %) know of at least one institution that deals with discrimination and equality issues in their country.

This is mirrored in very low levels of reporting discrimination. The survey finds that over the past five years only one in five incidents (21 %) was reported anywhere, and of those only 5 % to the competent equality body. This indicates that measures taken by Member States to raise awareness of the existence of the law and remedies, as required in Article 10 of the Racial Equality Directive, have so far not been effective as regards Roma and Travellers.

Underreporting is also closely linked to trust in authorities who are responsible for the effectiveness of redress mechanisms. According to the survey results, the majority (60 %) of those who did not report said that they avoided doing so because they thought that 'nothing would happen or change'.

In its **recommendation on standards for equality bodies**, the European Commission called on Member States to enable equality bodies to raise public awareness both of the existence of equality bodies and of anti-discrimination rules and how to seek redress.

The 2013 Council Recommendation on Roma integration also highlighted the importance of raising Roma's awareness of their rights in relation to discrimination and the possibilities of seeking redress.



FRA OPINION 4

The EU's post-2020 Roma equality and inclusion policy should pay particular attention to raising awareness among Roma and Travellers concerning human and fundamental rights and available redress mechanisms. According to Article 10 of the Racial Equality Directive, Member States have a duty to inform people of, and raise their awareness of, anti-discrimination legislation and how to claim rights using available legal remedies. To ensure access to legal information, and legal aid when necessary, national, regional and local authorities should work together with competent statutory public bodies, such as equality bodies, ombuds institutions and national human rights institutions, as well as with civil society organisations and Roma and Traveller associations and communities.

Member States should ensure that their competent statutory public bodies can fulfil their obligations to combat discrimination effectively, by providing them with adequate human and financial resources to achieve tangible results. Furthermore, they should also ensure, in accordance with Article 15 of the Racial Equality Directive, that sanctions against any perpetrators, which may comprise the payment of compensation to the victim, are effective, proportionate and dissuasive. The combination of effective complaint mechanisms and thorough and regular investigations by statutory public bodies can yield the best results in enhancing the trust of Roma and Travellers to report discrimination incidents.



FRA OPINION 5

The EU should adopt more ambitious targets for the education of Roma and Travellers in its post-2020 Roma equality and inclusion policy. EU Member States should draw on the 2013 Council Recommendation on Roma integration to promote equal access to education and early childhood education and care in order to achieve these targets. They should develop and implement, together with Roma and Travellers, measures to tackle school leaving before the completion of compulsory education, tailored to the specific needs of Roma and Traveller children. In particular, they should provide education options suitable for nomadic lifestyles, such as increased opportunities for home schooling and distance learning.

Member States should also consider providing young Roma and Travellers with convincing incentives to continue their education beyond compulsory schooling. These should follow the principle of inclusive education that corresponds to the needs of the learner, including scholarships for secondary and tertiary education. In parallel, Member States should raise awareness among Roma and Traveller parents of the benefits of education in improving life chances. Any measures in education should be tailored to specific needs of the diverse Roma and Traveller groups, drawing from positive experience with practices such as assigning special teaching assistants and ensuring necessary material support, for example providing free textbooks and other school material. Roma and Travellers themselves should be involved in the design, implementation and monitoring of such policies, as the EU's 10 common basic principles on Roma inclusion require.

Ensuring effective and equal access to education

Only two out of three Roma and Traveller children between the age of four and the start of compulsory schooling participate in early childhood education, the results of the survey show. School attendance for compulsory schooling reaches on average 91 %, without gender differences. However, two thirds of Roma and Travellers aged 18–24 years have completed only lower secondary education. The number of Roma and Travellers surveyed who completed tertiary education is extremely small and statistically invisible. Younger age cohorts are less likely than the older age cohorts to not attend school or drop out during primary education, except in the United Kingdom. Literacy in the national language shows a similar pattern: more respondents aged over 45 years have difficulty in reading (49 %) and writing (56 %) than the younger respondents (20 % and 27 % respectively). Moreover, one third of the respondents (36 %) have difficulty reading the national language of their country and almost half (43 %) have difficulty writing it. One in four respondents aged 18–24 years (25 %) did not continue their education because they were looking for work or needed to work, 14 % of respondents because of marriage, pregnancy or childbirth, and 14 % of respondents because they relocated during the year.

Almost a third (30 %) of the Roma and Traveller parents interviewed say that their children have been verbally harassed at school because they are Roma or Travellers. Moreover, almost every third Roma or Traveller interviewed (30 %) has felt discriminated against as a Roma or Traveller when in contact with the school (as parent or student) in the five years preceding the survey and 12 % in the 12 months preceding the survey.

The six countries will not meet the EU targets in education for the surveyed Roma and Travellers, the survey data indicate. The Europe 2020 strategy has headline targets of reducing the share of early school leavers from 15 % to 10 % by 2020 and that at least 40 % of the younger generation should have a tertiary degree. Moreover, the strategic framework for European cooperation in education and training – Education and Training 2020 (ET 2020) – has set the target that by 2020 at least 95 % of children between four years old and the age for starting compulsory primary education should participate in early childhood education.

The results also raise concerns about compliance with the Racial Equality Directive, which applies to education. The evaluation of the EU Framework for National Roma Integration Strategies reached the conclusion that specific measures are necessary to overcome the disadvantages that Roma children face and to ensure effective equal access to education. The [roadmap of the European Commission](#) for the EU's post-2020 policy on Roma equality and inclusion identifies among its aims to "increase effective Roma participation in quality mainstream education".



FRA OPINION 6

EU Member States should consider integrating modules on Roma and Traveller history and culture in mainstream education programmes, as well as in teacher education and training, to promote a positive narrative that counters stigmatisation and negative stereotypes.

FRA OPINION 7

The EU's post-2020 Roma equality and inclusion policy should pay particular attention to promoting equal access to employment for Roma and Traveller women and men, setting out employment targets to Member States and suggesting policy measures to them drawing on the 2013 Council Recommendation on Roma integration. It should include special focus on the employment of Roma and Traveller women, in line with the EU gender equality strategy 2020–2025, and on youth.

EU Member States should include in their national strategies concrete measures in line with the EU's post-2020 Roma equality and inclusion policy, which the European Social Fund can fund. Such measures could include supporting programmes to provide first work experience for young Roma and Travellers; providing incentives for employers to hire Roma and Travellers; facilitating equal access to mainstream public employment services, and assigning special tasks to these services aiming to connect employers with Roma and Travellers and sensitise prospective employers; offering personalised support to young Roma and Travellers, particularly women, to facilitate entry into the labour market, as well as ensuring daycare services for children of Roma and Travellers parents who want to work; providing employment opportunities in public administration; and ensuring non-discriminatory and equitable access to bank accounts with all the necessary features in line with Articles 15 and 16 of Directive 2014/92/EU.

Improving access to employment

The proportion of Roma and Travellers in work is very low across all survey countries, the results show, and well below the employment rate of the general population, ranging from 15 % in Ireland to 50 % in Belgium. The employment gap between women and men is high, except in Ireland, ranging from 10 percentage points in Sweden to 52 percentage points in the United Kingdom. Every second Roma or Traveller woman indicates childcare or other home-based obligations as one of the main reasons for not looking for work.

The employment situation is particularly difficult for the young. Every second Roma and Traveller aged 16–24 years surveyed was not in employment, education or training. Young women (58 %) are much more affected than young men (36 %).

Discrimination is also a reason for not looking for work. Among those out of work and not looking for a job, 26 % of Roma and Traveller men and 11 % of women think it is hopeless to look for a job or that they will not be hired because of their Roma and Traveller background. Moreover, the survey results show that every fourth Roma and Traveller looking for work in the last 12 months felt discriminated against because of being a Roma or Traveller.

The **European Social Fund (ESF)** is the EU's instrument for promoting employment and social inclusion. National authorities can use it to finance measures improving Roma and Travellers' participation in employment. Such measures would also help implement provisions of the European Pillar of Social Rights, which requires fostering equal opportunities for underrepresented groups, such as Roma (Principle 3). Member States using the ESF to fund such measures must ensure that their actions are in line with the EU Charter of Fundamental Rights. The Charter contains a number of provisions related to labour rights, for example Article 15 on the right to engage in employment and Article 29 on the right of access to a free placement service. Moreover, EU law explicitly enshrines equal treatment in employment, including dismissals or pay, and in vocational training, including practical work experience (the Racial Equality Directive). In addition, **Article 15 of Directive 2014/92/EU** on the comparability of fees related to payment accounts, payment account switching and access to payment accounts with basic features requires Member States to ensure that credit institutions do not discriminate on any of the grounds referred in Article 21 of the EU Charter when consumers apply for or access a payment account. It requires Member

States to "ensure that payment accounts with basic features are offered to consumers by all credit institutions or a sufficient number of credit institutions to guarantee access thereto for all consumers in their territory".

The evaluation of the current EU Roma integration framework concludes that Roma integration in employment has not improved in recent years.

Improving access to healthcare

This report is the first time that FRA has published a life expectancy analysis using a new methodology, which Chapter 5 and the Annex explain further. The life expectancy of the Roma and Travellers in the six countries surveyed is lower than that of the general population. Overall, the estimates suggest that Roma and Travellers' life expectancy at birth is shorter than that of the general population by 9.8 years for women and 10.2 years for men.

Around one in 10 Roma and Travellers say that they have experienced direct discrimination when accessing healthcare in the past 12 months. Moreover, precarious living conditions increase health risks. Respondents report on average a worse health status and more limitations in usual activities than the general population. On average, almost every third respondent (29 %) has limitations in their usual activities due to their health, compared with one in four (25 %) among the general population. Health also affects employment rates, especially for men: 36 % said that they did not seek work because of health problems.

The EU Charter of Fundamental Rights guarantees under Article 35 the right to preventative healthcare and the right to benefit from medical treatment. Moreover, EU non-discrimination law (the Racial Equality Directive) also applies to healthcare.

The evaluation of the EU Framework for National Roma Integration Strategies suggests that national strategies should include detailed measures targeting how to overcome the disadvantages that Roma face in accessing healthcare.



FRA OPINION 8

The EU's post-2020 Roma equality and inclusion policy should set out a specific target to close the life expectancy gap between Roma and Travellers and the general population. This will require measures to address the particular difficulties that Roma and Travellers face in accessing and benefiting from available healthcare. Member States should consult with Roma and Travellers, their representative organisations and civil society actors active in the area of healthcare to identify the main barriers and gaps and collect fully disaggregated and fully anonymised health data in order to develop the appropriate public health policies.

Member States should ensure that public medical insurance schemes do not exclude Roma and Travellers, taking into account the fact that a disproportionate number of Roma are not employed or not regularly employed in the formal labour market. They should also ensure affordable medication and preventative health measures for all Roma and Travellers, and in particular women, children, older people and those with disabilities, such as free regular medical check-ups, pre- and post-natal care, family planning and immunisations. Such measures should focus especially on those in severely deprived housing conditions with limited access to potable water and sanitation. Roma and Travellers themselves could be invited to carry out healthcare functions, in particular serving as contact points with healthcare systems, promoting health education and lifestyle habits, and boosting prevention.



FRA OPINION 9

The post-2020 EU strategy on Roma inclusion and equality should set out a specific target for the reduction of poverty and the elimination of hunger and malnutrition among Roma and Travellers.

The EU should include specific reference to Roma and Travellers in its future general policy framework on combating poverty and social exclusion. Moreover, the EU should ensure that the planned EU Child Guarantee will have a particular focus on Roma and Traveller children, especially those at risk of hunger and malnutrition.

Member States should define in their national strategies explicit targets for the rates of Roma and Travellers being at risk of poverty or social exclusion. National initiatives could draw on social investment measures recommended in the 2013 Council Recommendation using the full potential of EU Funds, in particular the European Social Fund, as well as the European Regional Development Fund.

EU Member States should consider implementing urgent measures to eliminate the risk of hunger by ensuring adequate and quality nutrition to all those in need, for example by providing free school meals, including breakfast and lunch, and by using the social services of local authorities to identify and help those Roma and Travellers who cannot afford to buy food. Member States should moreover ensure that social protection systems reach out effectively to Roma and Travellers in order to ensure that they benefit from existing social benefits. To that end they should also engage with Roma and Traveller communities and associations to identify and remove barriers and to provide tailored support.

Reducing the risk of poverty and social exclusion

The evaluation of the EU Framework for National Roma Integration Strategies observed some progress on the general objective of fighting poverty. However, in the six countries surveyed, a significant proportion of the Roma and Travellers report difficulties or great difficulties in making ends meet. Most worryingly, the results show unacceptably high rates of adults and children 'going to bed hungry' at least once in the last month. In Sweden, every fifth Roma and Traveller, including their children (22 %), say that they went hungry to bed at least once in the last month. Rates are also high in Belgium (15 % of Roma and 13 % of Caravan dwellers surveyed), France and Ireland (10 % of the Travellers surveyed in both countries).

Every fourth Roma and Traveller child surveyed (23 %) lives in a household characterised by severe material deprivation, where the household is not able to afford at least four out of nine basic expenditures, such as healthy food or heating, or is in arrears with paying the rent or unable to afford a week's holiday in a year, compared with the EU average of 6.6 % for children in the general population in 2018.

The EU Charter of Fundamental Rights recognises the right to social assistance to ensure a decent existence for all those who lack sufficient resources (Article 34). The fight against poverty and social exclusion also complies with legal commitments that all EU Member States have undertaken in the context of international human rights instruments, in particular the Treaty system of the European Social Charter of the Council of Europe.

Fighting poverty is one of the five targets of the Europe 2020 strategy. Moreover, the European Pillar of Social Rights establishes for everyone lacking sufficient resources the right to adequate minimum income benefits in order to ensure a life with dignity at all stages of life, and effective access to enabling goods and services. In addition, Principle 14 refers to the right of children to be protected from poverty. In this regard, the EU is considering the adoption in 2021 of an **EU Child Guarantee** to help ensure that every child in the EU at risk of poverty or social exclusion has access to free healthcare, free education, free early childhood education and care, decent housing and adequate nutrition. Such efforts also serve the implementation of the global Agenda 2030 and the SDGs, the core principle of which is to leave no one behind and to try to "reach the furthest behind first".

The **roadmap of the European Commission** for the EU's post-2020 policy on Roma equality and inclusion identifies reducing poverty among its aims.

Improving housing conditions

Almost half of the respondents have felt discriminated against when looking for housing in the past five years because of being Roma or Travellers. More than 90 % of Travellers in Ireland, Belgium and the Netherlands feel that there are not enough places – especially appropriate halting sites – for them to live. Among the Roma and Travellers surveyed, 4 % say that they have been evicted at least once in the past five years, and 8 % expect the authorities to evict them or force them to move in the next six months.

Many Roma and Travellers live in conditions of severe housing deprivation, according to the survey results. Roma and Travellers living in apartments or houses in bad condition (26 %) generally show higher severe deprivation rates than households living in apartments or houses in better condition (10 %). Even the latter is still notably higher than among the general population in the respective countries.

Certain public services are not always available to those who live in halting sites. For example, only 36 % of Travellers in France have access to public transport and only 29 % to postal services. The availability of public transport is also limited in the United Kingdom; only about half of those surveyed have access to public transportation nearby. Moreover, around one fifth of the Caravan dwellers in Belgium and of Gypsies and Travellers in the United Kingdom report that they have no access to tap water or electricity at halting sites.

Housing policies lie primarily within the scope of action of Member States. However, EU anti-discrimination law (the Racial Equality Directive) also applies to housing. Member States are obliged to ensure access to housing without any discrimination based on racial or ethnic origin. At the same time, Article 34(3) of the EU Charter of Fundamental Rights recognises and respects the right to housing assistance “in order to combat social exclusion and poverty” and “to ensure a decent existence for all those who lack sufficient resources”. Article 22 of the EU Charter of Fundamental Rights obliges the Union to “respect cultural, religious and linguistic diversity”. This includes the right to follow different lifestyles, such as those of many Travellers.

Housing is also among the issues addressed within the European Pillar of Social Rights. The right to housing, including protection from forced eviction, is further enshrined in major international human rights instruments that are legally binding on EU Member States, such as the Treaty system of the European Social Charter of the Council of Europe. It is also linked to and reflected in several SDGs.

The EU can contribute to improving the housing situation of Roma and Travellers by assisting EU Member States in the development of social infrastructure and by supporting measures for deprived communities in urban and rural areas or by promoting the socio-economic integration of marginalised communities, in particular through the European Regional and Development Fund (ERDF) and the ESF. The **European Commission's proposals for the EU Multiannual Financial Framework 2021–2027** include similar provisions. Under these proposals, the specific objective for ERDF investment to increase the socio-economic integration of marginalised communities, such as Roma, also refers explicitly to housing.



FRA OPINION 10

The EU's post-2020 Roma inclusion and equality strategy should consider setting specific policy priorities for providing all Roma and Travellers who live in informal, segregated settlements with housing of adequate quality and for increasing the effective access of Roma and Travellers to housing and essential services, such as tap water and sanitation, electricity, heating and the internet. The strategy should also affirm the right to pursue a sedentary or nomadic lifestyle.

EU Member States' national Roma inclusion strategies should specify the measures to take to achieve this target, in close cooperation and consultation with Roma and Travellers' communities, drawing on measures recommended in the 2013 Council Recommendation on Roma integration. Such measures could include social housing opportunities or housing assistance/benefits to Roma and Travellers. These measures should be non-discriminatory, facilitating access to social housing, housing assistance and benefits that avoid segregation.

Member States should set the conditions necessary for Travellers to pursue their lifestyles, providing a sufficient number of halting sites that fulfil the requirements for decent accommodation. Member States should use EU funds, in particular the European Regional and Development Fund, to finance their efforts to improve housing conditions for Roma and Travellers.

Member States should protect persons in vulnerable situations against forced evictions, which should be an instrument of last resort and applied strictly in line with international standards, especially regarding the rights of the child, requiring alternative housing opportunities for the persons under eviction.

The **roadmap of the European Commission** for the EU's post-2020 policy on Roma equality and inclusion sets as a target to "increase effective Roma access to housing and essential services".

1

DISCRIMINATION AND AWARENESS OF RIGHTS

- ★ Almost half of Roma and Travellers (45 %) surveyed felt discriminated against in the past 12 months in at least one out of 10 areas of life that the survey asked about. These areas of life are when looking for work; at work; in education; when in contact with school personnel as a parent or a guardian; in access to healthcare; in housing; when using public transport; at administrative offices; when entering a night club, restaurant or hotel; and when entering a shop.
- ★ On average, the proportion of Roma and Travellers who felt discriminated against is higher among younger respondents.
- ★ Most frequently, respondents mention being discriminated against when entering a shop (33 %) or a restaurant, night club or hotel (27 %) or when looking for a job (23 %).
- ★ Overall, there are no gender differences, but women more often feel discriminated against when in contact with their children's schools, and men more often when looking for work.
- ★ The rate of reporting discrimination is low. Respondents reported only one in five incidents (21 %) that happened in the past five years. Only 5 % of victims of discrimination reported the incident to an equality body.
- ★ Only one in two respondents on average (53 %) are aware of laws prohibiting discrimination based on skin colour, ethnic origin or religion. Only a third (33 %) know of at least one equality body.



Fighting discrimination against Roma and Travellers is a key element to achieve their social inclusion and equal treatment and access to their rights. Directive 2000/43/EC prohibits discrimination based on racial or ethnic origin in areas such as employment, education, social protection and benefits, healthcare or accessing goods and services, including housing.²¹ In addition, the ambition of the 2013 Council Recommendation on Roma integration measures is to “complement existing Union anti-discrimination legislation in order to help make its implementation and enforcement more effective”.²² It describes anti-discrimination as a “horizontal policy measure” and highlights the need to implement measures to combat discrimination and prejudice against Roma, namely anti-Gypsyism. The European Parliament has issued several resolutions on fighting anti-Gypsyism, most recently in February 2019.²³

Discrimination against Roma persists, as FRA’s survey findings show. Almost half of all Roma and Traveller respondents in the six countries surveyed (45 %) felt discriminated against because of their Roma and Traveller background in the past 12 months in at least one area of life covered by the survey (see Figure 1). This is considerably higher than the average rate of discrimination (26 %) against Roma in the other nine EU countries covered by EU-MIDIS II. The findings of both surveys show notable differences in the prevalence of discrimination between countries and the Roma and Traveller groups surveyed.

Evaluation of EU policy on Roma integration and the way forward

In December 2018, the European Commission published the evaluation report on the EU Framework for National Roma Integration Strategies. It concludes that there is a need for an increased focus on fighting discrimination and anti-Gypsyism to address Roma exclusion. The evaluation suggests that “fighting discrimination and anti-Gypsyism should be a separate priority area of the framework with a specific non-discrimination goal [...] it should also remain a cross-cutting priority with specific objectives in each of the four policy areas. A clearer focus on fighting anti-Gypsyism and discrimination should complement, not replace the inclusion approach”.

The roadmap of the European Commission for the EU’s post-2020 policy on Roma equality and inclusion, published in February 2020, confirms that “putting an end to the exclusion of Roma” requires this increased focus, considering discrimination and anti-Gypsyism “as root causes” of exclusion. Moreover, it identifies among the aims of such an EU post-2020 policy to “tackle anti-Gypsyism and discrimination targeting Roma people”.

*See European Commission (2018), **Report on the evaluation of the EU Framework for National Roma Integration Strategies up to 2020**, COM/2018/785 final, Brussels, December, 2018; European Commission (2020), **Roadmap regarding the initiative setting out the EU post-2020 Roma equality and inclusion policy**, Ref. Ares(2020)1003902, 17 February 2020.*

²¹ Council Directive 2000/43/EC of 29 June 2000 implementing the principle of equal treatment between persons irrespective of racial or ethnic origin, OJ 2000, L 180.

²² Council of Europe (2013), **Recommendation on effective Roma integration measures in the Member States 2013/C 378/01**, 9 December 2013, recital 20.

²³ European Parliament (2019), **Resolution on the need for a strengthened post-2020 Strategic EU Framework for National Roma Inclusion Strategies and stepping up the fight against anti-Gypsyism**, 2019/2509 (RSP), February.

Measuring discrimination in the Roma and Travellers Survey

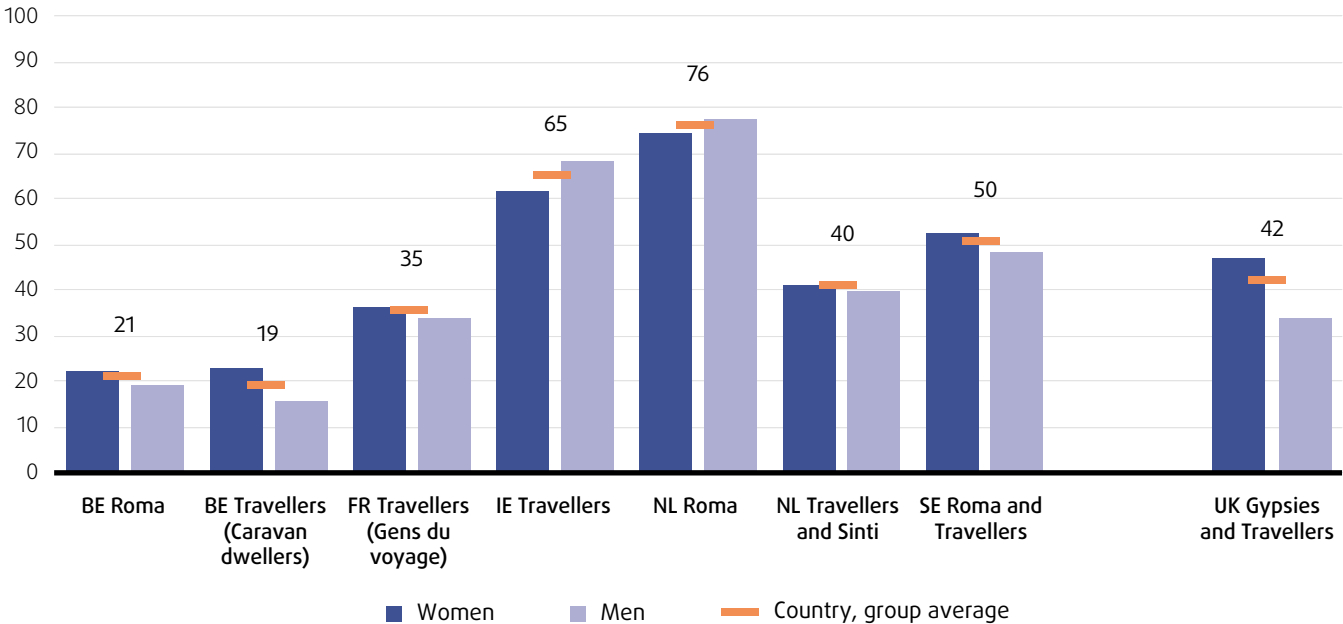
The survey asked respondents if they felt discriminated against on different grounds (skin colour, ethnic origin, religion or religious beliefs, sex, age, disability, sexual orientation) and in different areas of life: when looking for work, at work, in education or when in contact with school personnel as a parent or a guardian, in access to healthcare, in housing, and when using other public or private services (such as public transport, administrative offices, when entering a night club, restaurant or hotel, or when entering a shop).

The following section discusses discrimination based on only the following three grounds: skin colour, Roma or Traveller background and religion or religious beliefs. Although the last is very rare in the survey countries, in line with the definition of discrimination used in previous surveys these three grounds are referred to because of 'being Roma and Traveller' in the following sections.

Roma in the Netherlands (76 %) and Travellers in Ireland (65 %) have the highest proportions of respondents who felt discriminated against because of their Roma and Traveller background in the 12 months preceding the survey. In contrast, the proportion of respondents who felt discriminated against in Belgium is 21 % among the Roma and 19 % among the Travellers (Figure 1).



FIGURE 1: OVERALL DISCRIMINATION BECAUSE OF BEING ROMA OR TRAVELLER IN THE 12 MONTHS BEFORE THE SURVEY, BY SURVEY GROUP AND SEX (%)^{a,b}



Source: FRA, RTS 2019

Notes:

- ^a Out of all respondents at risk of discrimination because of being Roma or Travellers in at least one of the areas of daily life asked about in the survey in the 12 months before the survey (n = 4,620); weighted results.
- ^b Areas of daily life asked about in the survey: looking for work, at work, education (self or as parent), health, housing and other public or private services (public administration, restaurant or bar, public transport, shop).

Moreover, on average, the proportion of Roma and Travellers who felt discriminated against is higher for younger respondents (52 % for those aged 16–24 years) than for older respondents (47 % for those aged 25–44 and 37 % for those aged 45 and older), according to the findings. There are no great differences in the average level of discrimination between women (46 %) and men (44 %). Exceptions to this finding are in the United Kingdom, where the prevalence of discrimination among Gypsy and Traveller women is 13 percentage points higher (47 %) than among men (34 %), and among Travellers in Ireland, where a slight reverse trend is observed (68 % of men versus 62 % of women).

The prevalence of discrimination because of being Roma or Travellers varies between the areas of life that the survey includes (Figure 2). On average, Roma and Travellers feel most often discriminated against because of their background when entering or being in a shop; every third respondent (33 %) had such an experience in the 12 months preceding the survey. One in four (27 %) felt discriminated against when entering a restaurant, night club or hotel and almost a quarter (23 %) felt discriminated against when looking for a job. Discrimination in other areas of life is less prevalent but still affects a considerable proportion of the respondents. The prevalence of discrimination in each area of life is on average comparable between women and men. While women more often feel discriminated against when in contact with their children's schools, men are more likely to have this experience when looking for work. This finding also relates to the division of gender roles. For more details on experience of discrimination in different areas of life that the survey covers, see the respective chapters.

“You get followed around all the time, especially in shops (self-serve checkouts particularly). It is difficult to get work, I couldn’t even get work in a charity shop as a volunteer. A wedding got cancelled once because they found out that the attendants were travellers. Sometimes when we go to restaurants they tell us there is a two-hour wait and only when we refuse to leave do they ‘find’ us a table.”
(United Kingdom, woman, 26, Gypsies and Travellers)

Prejudice towards Roma among the general population

Prejudice against Roma is still common among the general population in Europe. Almost half of Europeans (45 %) feel somewhat or totally uncomfortable with having Roma or Travellers as neighbours, according to FRA's Fundamental Rights Survey among the general population. (The question in the Fundamental Rights Survey asked about having a Roma/ Gypsy person as a neighbour.) One in four Europeans (38 %) feel somewhat or totally comfortable. However, there are considerable differences between EU Member States and the United Kingdom in the attitudes towards Roma and Travellers.

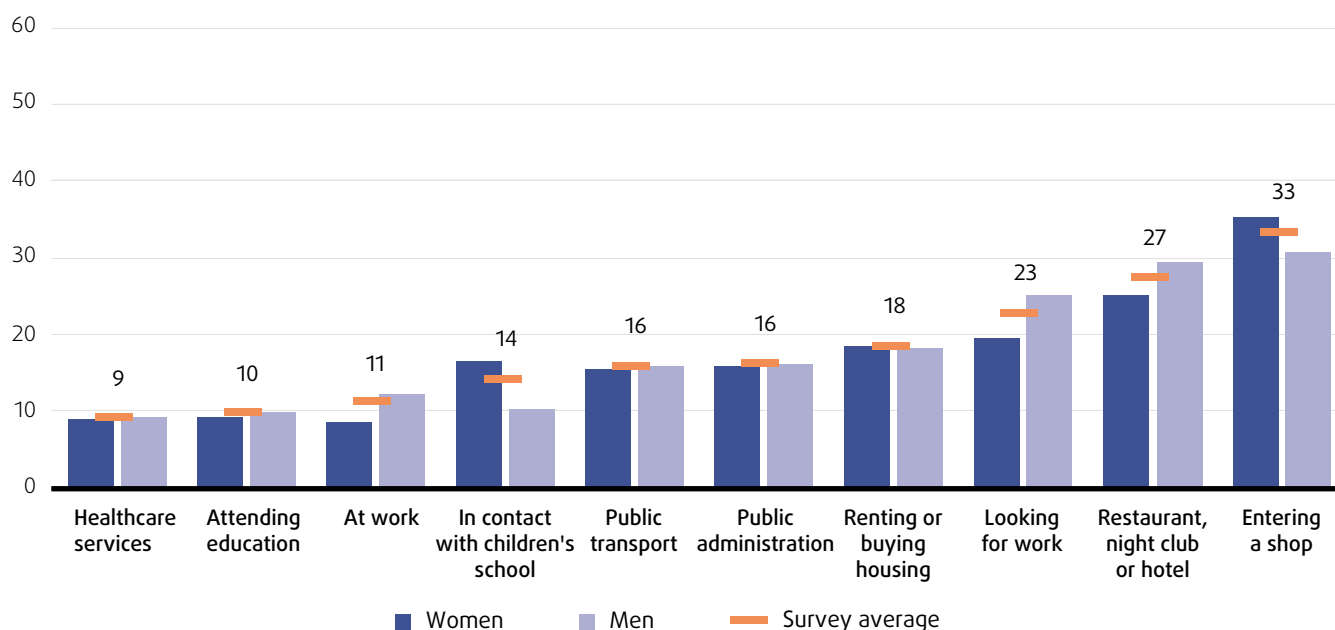
Looking specifically at the countries included in the Roma and Travellers Survey (RTS), France has the biggest share of the general population that feels uncomfortable with Roma and Travellers as neighbours (52 %). In other countries this proportion is lower: 46 % in Ireland, 41 % in Belgium, 38 % in the United Kingdom, 33 % in the Netherlands and 30 % in Sweden.



These results are also reflected in the findings of the 2019 special Eurobarometer on discrimination in the European Union: 61 % of Europeans say that discrimination against Roma is widespread in their country. This proportion is considerably higher in two countries included in the RTS: Sweden (82 %) and France (77 %). In Ireland (65 %), Belgium (62), the United Kingdom (55 %) and the Netherlands (47 %) the proportion is similar to or lower than the EU-28 average.

*Sources: FRA (2019), Fundamental Rights Survey 2019 [Data collection in cooperation with CBS (NL), CTIE (LU) and Statistics Austria (AT)]; European Commission (2019), **Special Eurobarometer 493, Discrimination in the European Union, Roma.***

FIGURE 2: PREVALENCE OF DISCRIMINATION IN THE AREAS COVERED BY THE SURVEY BECAUSE OF BEING ROMA OR TRAVELLER IN THE 12 MONTHS BEFORE THE SURVEY, BY SEX (%)^a



Source: FRA, RTS 2019

Note:

^a Out of all respondents who were in contact with a given area of life in the 12 months before the survey (total n = 4,620); weighted results, sorted by survey group total in ascending order.

1.1 AWARENESS OF EQUALITY BODIES AND LAWS ADDRESSING DISCRIMINATION

The survey examined respondents' level of awareness of anti-discrimination legislation and of the existence of statutory specialised bodies with a legal mandate to receive discrimination complaints (see Table 4 in the [Annex](#)). Overall, one third of Roma and Traveller respondents (33 %) know of at

least one equality body in the country in which they reside, but there are notable differences between survey groups and countries. The highest awareness levels of such bodies are observed among Travellers and Sinti in the Netherlands (59 %), Roma and Travellers in Sweden (57 %) and Travellers in Ireland (49 %), where every second respondent has heard of at least one equality body in their country (Figure 3). By contrast, only 12 % of Roma respondents in the Netherlands and 14 % of Travellers in France are aware of these institutions. Differences between women and men can be observed in Belgium and United Kingdom, with female respondents showing a lower level of awareness.

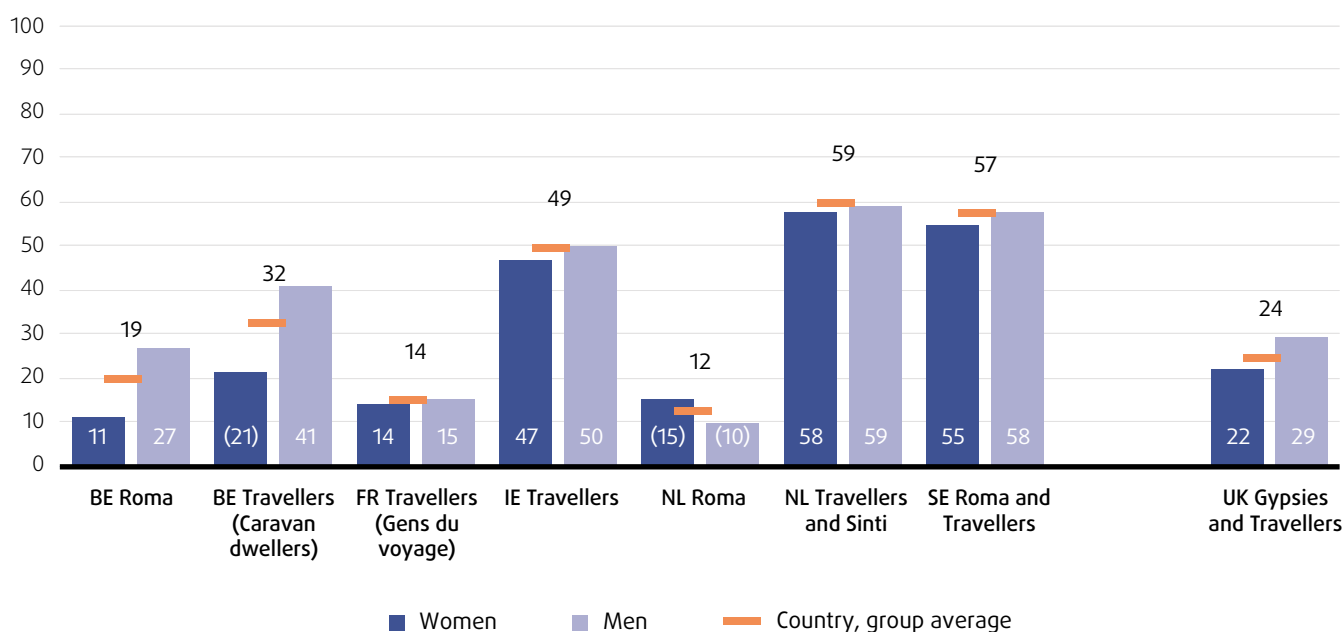
Equality body establishes discrimination based on race against Traveller/Caravan dweller

The Netherlands Institute for Human Rights examined an individual complaint by a woman claiming that she was discriminated against when applying for car insurance. A staff member of the insurance company denied the insurance because complainant lived in a caravan halting site. The company denied that this was the objection. It argued that the rejection was automated because the address was supposedly a business address.

The equality body dismissed this argument as invalid. The insurance company was found guilty of discrimination on the grounds of race, by denying car insurance based on an address at a Traveller site.

See *Netherlands Institute for Human Rights (2019), Judgment 2019-130, 13 December 2019.*

FIGURE 3: KNOWLEDGE AMONG ALL RESPONDENTS OF AT LEAST ONE EQUALITY BODY, BY SURVEY GROUP AND SEX (%)^{a,b,c}



Source: FRA, RTS 2019

Only every second respondent on average (53 %) is aware of laws prohibiting discrimination based on skin colour, ethnic origin or religion in their country of residence. The highest rates are among Roma and Travellers in Sweden (76 %), and the lowest are among Roma in the Netherlands (Figure 4). There are no substantial differences between women and men in their awareness of laws prohibiting discrimination, except in the United Kingdom, where 64 % of male and 50 % of female Gypsies and Travellers are aware of the existence of anti-discrimination legislation, and Belgium, where both Roma and Caravan dweller women are less aware of such legislation than men (Roma women 47 % versus Roma men 54 %; Caravan dweller women 36 % versus Caravan dweller men 44 %).

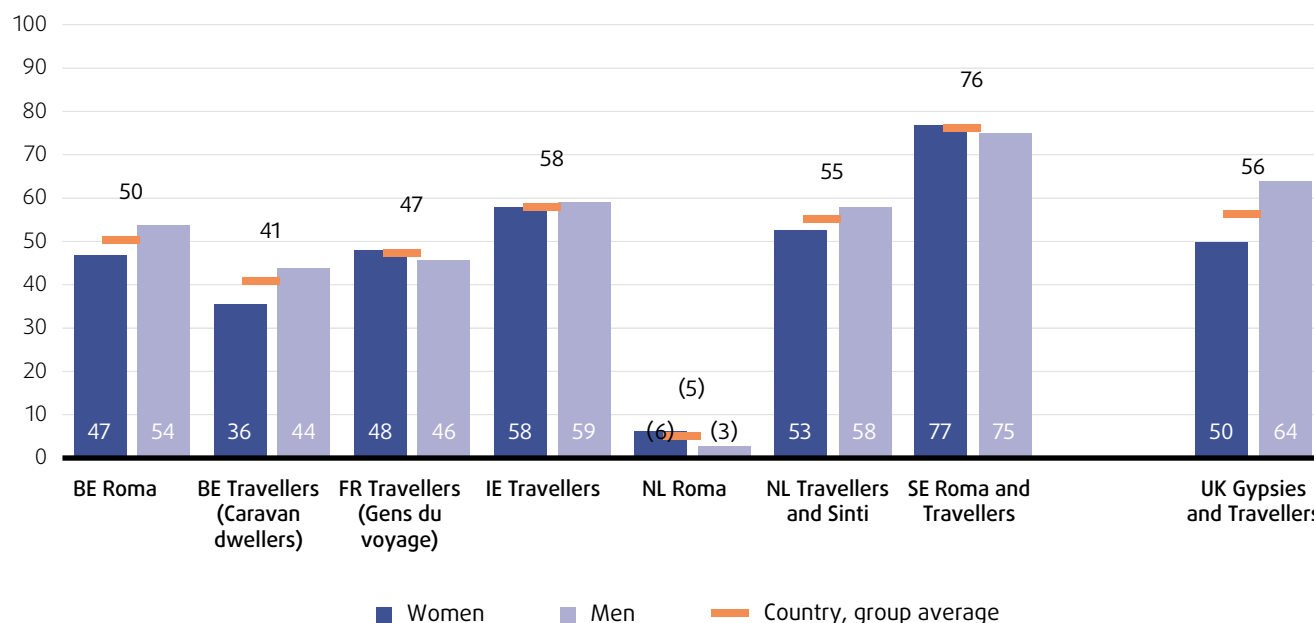
Notes:

- ^a Out of all respondents (n = 4,659); weighted results.
- ^b Results based on a small number of responses are statistically less reliable. Therefore, results based on 20–49 unweighted observations in a group total or based on cells with fewer than 20 unweighted observations are noted in parentheses.
- ^c Question: “Have you ever heard of the [NAME OF EQUALITY BODY 1, 2 or 3]?”



“It would be good if there was a drop-in centre for Travellers and maybe somewhere run by Travellers for Travellers so that we would feel safe when reporting incidents.”
(United Kingdom, woman, 26, Gypsies and Travellers)

FIGURE 4: AWARENESS AMONG ALL RESPONDENTS OF LAWS PROHIBITING DISCRIMINATION BASED ON SKIN COLOUR, ETHNIC ORIGIN OR RELIGION, BY SURVEY GROUP AND SEX (%)^{a,b,c}



Source: FRA, RTS 2019

Notes:

- ^a Out of all respondents (n = 4,659); weighted results.
- ^b Results based on a small number of responses are statistically less reliable. Therefore, results based on 20–49 unweighted observations in a group total or based on cells with fewer than 20 unweighted observations are noted in parentheses. Results based on fewer than 20 unweighted observations in a group total are not published (n.p.).
- ^c Question: “As far as you are aware, is there a law in [COUNTRY] that forbids discrimination based on skin colour, ethnic origin or religion?”

Awareness raising among rights holders about their rights (e.g. anti-discrimination legislation or procedures for reporting discrimination) is crucial for implementing and enforcing the protective legal framework against discrimination. Article 10 of Directive 2000/43/EC on the prohibition of racial or ethnic discrimination requires that Member States use all appropriate means to communicate and disseminate anti-discrimination provisions.

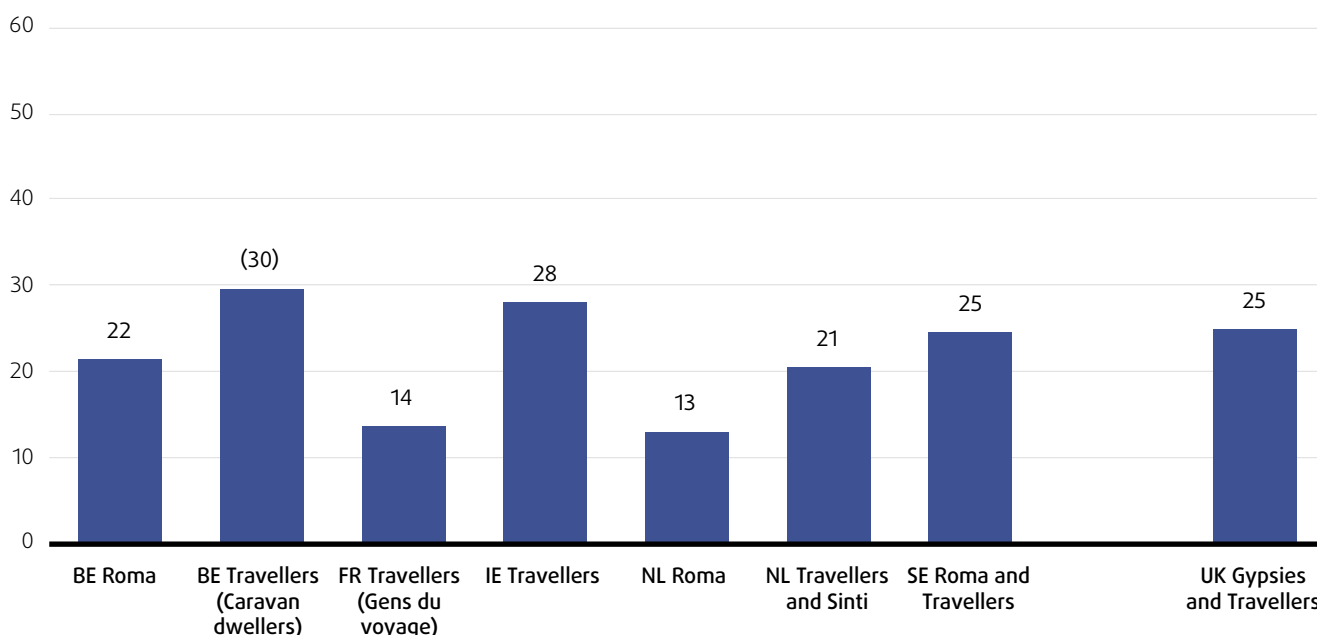
Reporting discrimination and awareness of rights

The survey asked respondents who felt discriminated against because of being Roma or Travellers in the past five years if they had reported or made a complaint about the most recent incident of discrimination to anyone. It provided respondents with a list of places where they could report them, including designated bodies or the police, as well as the place at which the incident occurred, such as the workplace. Overall, only one out of five respondents (21 %) had reported or made a complaint about the most recent incident. The highest levels of reporting were among Travellers in Ireland (28 %) and Gypsies and Travellers in the United Kingdom (25 %) (Figure 5). In contrast, Dutch Roma and French Travellers are half as likely to report discriminatory incidents (13 % and 14 % respectively). Similarly to findings from other FRA surveys, respondents with primary or lower education are less likely to report discriminatory behaviour (19 %) than respondents with lower secondary or higher education (24 %).

“We do not report discrimination against us as nothing ever gets done and the police do not treat us with respect.”

(United Kingdom, woman, 24, Gypsies and Travellers)

FIGURE 5: RESPONDENTS WHO REPORTED OR FILED A COMPLAINT ABOUT THE LAST INCIDENT OF DISCRIMINATION BECAUSE OF BEING ROMA OR TRAVELLER IN THE FIVE YEARS BEFORE THE SURVEY, BY SURVEY GROUP (%)^{a,b,c}



Source: FRA, RTS 2019

The levels of reporting discrimination between women and men and across age groups are quite similar. Overall, only about 5 % of respondents who felt discriminated against reported the incident to the competent public authority, an equality body. One third (34 %) of those respondents indicated that they reported this to an institution, authority or ombuds institution linked to the place where the incident happened. One in six (17 %) respondents reported the incident to the police. They mentioned other organisations less frequently, for example community organisations such as churches (8 %) or government organisations or representatives (7 %).

Respondents who did not report the incident were asked for the reasons. The majority (60 %) did not report it because they thought that nothing would happen or change. One third (32 %) mentioned as a reason that it happens all the time. Almost every fifth respondent (18 %) did not know how to make a complaint or where to report discrimination. One in six respondents (17 %) did not report it because they found it too trivial or not worth reporting. EU-MIDIS II showed a similar pattern of answers: across all survey countries and groups, the most common reasons for not reporting discrimination were that nothing would happen or change and that the incidents were too trivial or not worth reporting.²⁴

Notes:

- ^a Out of all respondents who felt discriminated against in the past five years ($n = 2,444$); weighted results.
- ^b Results based on a small number of responses are statistically less reliable. Therefore, results based on 20–49 unweighted observations in a group total or based on cells with fewer than 20 unweighted observations are noted in parentheses.
- ^c Question: “Last time you felt discriminated against because of your [ROMA BACKGROUND] [in area of life], did you report or make a complaint about the incident?”



²⁴ European Union Agency for Fundamental Rights (FRA) (2017), **Second European Union Minorities and Discrimination Survey – Main results**, Luxembourg, Publications Office, p. 49.

2

HARASSMENT AND HATE CRIME AGAINST ROMA AND TRAVELLERS

- ★ Almost half of Roma and Traveller respondents (44 %) say that they experienced hate-motivated harassment in the 12 months before the survey. This is a higher prevalence than Roma indicated in FRA's EU-MIDIS II survey in 2016 (30 %).
- ★ About 7 % of respondents say that they were physically attacked because of being Roma or Travellers in the 12 months before the survey. The percentages were higher among Roma in the Netherlands (13 %) and Roma and Travellers in Sweden (12 %). These prevalences are relatively high in comparison with all 41 target groups that EU-MIDIS II surveyed (p. 264); the only exceptions were among Roma in Slovakia (11 %), sub-Saharan Africans in Austria (10 %) and Roma in Croatia (7 %).
- ★ Not reporting hate-motivated incidents is common: 93 % of hate-motivated harassment and 88 % of physical attacks that happened in the past five years were not reported anywhere. More than half (53 %) of respondents who did not report the most recent hate-motivated physical attack believed that nothing would happen or change if they reported it. Meanwhile, 16 % did not know where to go or whom to contact about it.
- ★ About one in 10 Roma and Traveller respondents (11 %) were stopped by the police in the 12 months before the survey with ethnic profiling; 8 % of respondents were stopped by police without ethnic profiling. Eight out of 10 respondents (81 %) were not stopped by police in the 12 months before the survey.
- ★ Moreover, about 4 % of the survey respondents indicate that they were physically assaulted by a police officer because of their Roma or Traveller background in the past five years.

Bias-motivated harassment and hate crime are severe expressions of discrimination and constitute a grave abuse of human dignity, which is inviolable and must be respected and protected, as the EU Charter of Fundamental Rights requires under Article 1. The Racial Equality Directive defines harassment on grounds of ethnic or racial origin. In addition, the EU has adopted legislation in the area of criminal law to fight hate crime. Council Framework Decision 2008/913/JHA of 28 November 2008 on combating certain forms and expressions of racism and xenophobia by means of criminal law requires EU Member States to criminalise certain manifestations of hatred based on race, colour, religion, descent or national or ethnic origin.²⁵

²⁵ Council Framework Decision 2008/913/JHA of 28 November 2008 on combating certain forms and expressions of racism and xenophobia by means of criminal law, OJ 2008, L 328.

Moreover, Directive 2012/29/EU establishing minimum standards on the rights, support and protection of victims of crime requires Member States to pay particular attention when they assess victims of hate crime in order to identify their specific protection needs.²⁶ This requirement also entails encouraging victims of such crimes to report them to the competent authorities.

Many of the Roma and Travellers surveyed consider that they have experienced harassment and/or hate crime, the survey results show. However, as the majority of those who had such experiences did not report them to the authorities, it is reasonable to assume that official hate crime statistics do not reflect such incidents.

2.1 HATE-MOTIVATED HARASSMENT

Respondents were asked if they had experienced five specific forms of harassment because of their Roma or Traveller background: offensive or threatening comments in person; threats of violence in person; offensive gestures or inappropriate staring; offensive or threatening emails or text messages (SMS); and offensive comments online. Almost every second respondent (44 %) experienced at least one form of hate-motivated harassment because of being Roma or Travellers in the 12 months before the survey. This rate is higher than in EU-MIDIS II, in which, on average, 30 % of Roma respondents in nine countries (Bulgaria, Croatia, Czechia, Greece, Hungary, Portugal, Romania, Slovakia and Spain) had the same experience.²⁷ Other minority groups surveyed in EU-MIDIS II also had lower prevalences: people of North African (29 %), Turkish (23 %), sub-Saharan African (21 %) or South Asian and Asian descent (15 %).

The reported prevalence of hate-motivated harassment is highest among Roma in the Netherlands; 83 % mention experiencing such incidents. Belgian Caravan dwellers and Roma respondents are least likely to experience such incidents (13 % and 16 % respectively). The prevalence of hate-motivated harassment is higher among respondents aged under 24 years (51 %) than among respondents aged 25–44 years (45 %) and those aged 45 years or more (36 %). On average, men and women have similar prevalences of hate-motivated harassment (44 %); however, this is not the same for all groups. In the United Kingdom, women mention experiencing hate-motivated harassment more often (49 %) than men (35 %). The opposite is true in the Netherlands, where men mention being victimised more often (Roma 88 %; Travellers and Sinti 50 %) than women (77 % and 37 % respectively).

Evaluation of EU policy on Roma integration and the way forward

The evaluation of the EU Framework for National Roma Integration Strategies recommends that future strategies “should include targeted measures aimed at preventing and countering bias-motivated hate crime, hate speech and stigmatisation caused by anti-Gypsyism”.

European Commission (2018), Report on the evaluation of the EU Framework for National Roma Integration Strategies up to 2020, COM/2018/785 final, Brussels, 4 December 2018.

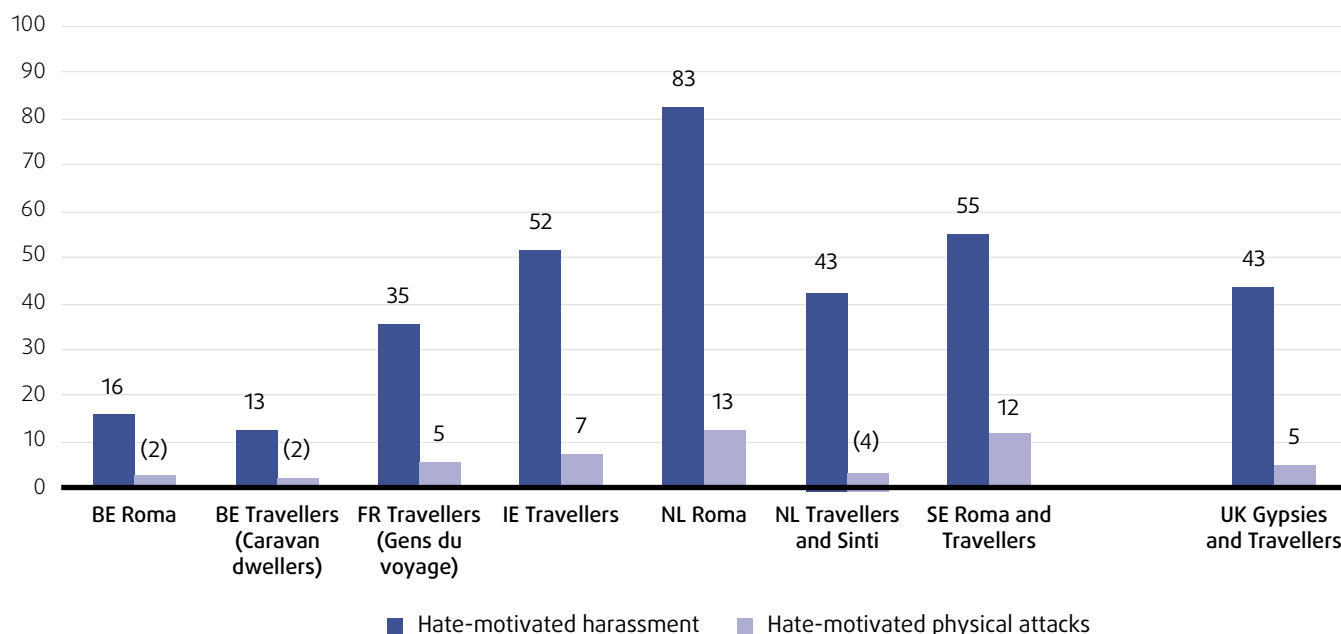
“I have been discriminated against three times in Sweden, at a petrol station, twice at camping sites. I was called a Gypsy at the petrol station and driven out. Since I had a witness I was able to receive damage payments. I have also been denied a place at campsites because of my clothes.”

(Sweden, woman, 57, Roma and Travellers)

²⁶ Directive 2012/29/EU of the European Parliament and of the Council of 25 October 2012 establishing minimum standards on the rights, support and protection of victims of crime, and replacing Council Framework Decision 2001/220/JHA, OJ 2012, L 315, Article 22.

²⁷ FRA (2017), **Second European Union Minorities and Discrimination Survey – Main results**, Luxembourg, Publications Office, p. 58.

FIGURE 6: PREVALENCE OF HARASSMENT (FIVE ACTS) AND PHYSICAL ATTACKS DUE TO BEING ROMA OR TRAVELLER IN THE 12 MONTHS BEFORE THE SURVEY, BY SURVEY GROUP (%)^{a,b,c}



Source: FRA, RTS 2019

Notes:

- ^a Out of all respondents (n = 4,659); weighted results.
- ^b Results based on a small number of responses are statistically less reliable. Therefore, results based on 20–49 unweighted observations in a group total or based on cells with fewer than 20 unweighted observations are noted in parentheses. Results based on fewer than 20 unweighted observations in a group total are not published (n.p.).
- ^c Questions: “In the past five years in [COUNTRY] (or since you have been in [COUNTRY]), has somebody done the following to you because of your [ROMA or TRAVELLER BACKGROUND] ...: 1. made offensive or threatening comments to you in person such as insulting you or calling you names?; 2. threatened you with violence in person?; 3. made offensive gestures to you or stared at you inappropriately?; 4. sent you emails or text messages (SMS) that were offensive or threatening?; 5. posted offensive comments about you on the internet, for example on Facebook or Twitter?; “In the PAST FIVE YEARS in [COUNTRY] (or since you have been in [COUNTRY]), how many times has somebody physically attacked you – for example hit or pushed you, kicked or grabbed you because of your [ROMA or TRAVELLER BACKGROUND]?; “And how many times has this happened in the PAST 12 MONTHS because of your [ROMA or TRAVELLER BACKGROUND]?”

As many as 93 % of respondents who experienced an incident of harassment in the past five years did not report them anywhere. This is true of all surveyed groups, irrespective of gender, age, income and education. Relatively better outcomes were found among Roma in Belgium; however, even they never reported 84 % of incidents. The rate of non-reporting is comparable to the results for Roma in EU-MIDIS II (90 %).²⁸

When asked about the reasons why they did not report the last incident of harassment, 58 % of respondents say they thought that nothing would happen or change if they reported it; 21 % were concerned that no one would believe them or take them seriously; and 19 % perceived the incident as minor and not worth reporting or say it happens all the time. 16 % of respondents did not know where to go or whom to contact and 13 % did not report because they do not trust the police or were afraid of the police.



²⁸ FRA (2017), **Second European Union Minorities and Discrimination Survey – Online data explorer.**

Out of those respondents who reported the last incident of harassment, including forms of hate speech, 41 % reported it to the police and 30 % to someone within the organisation or institution where it happened (e.g. at work service provider).

2.2 HATE-MOTIVATED PHYSICAL ATTACKS

Respondents were asked if somebody had physically attacked them and if they believed that this happened because of being Roma or Travellers. The survey specified that a physical attack is for example when someone hits, pushes, kicks or grabs the respondent.

Out of all respondents, 7 % say that they were physically attacked for being Roma or Travellers in the 12 months before the survey. This is slightly higher than the prevalence of physical attacks against Roma in EU-MIDIS II (4 %).²⁹

The prevalence of experiencing physical attacks is higher among men (9 %) than among women (5 %). Roma in the Netherlands and Swedish Roma and Travellers mention such experiences most often (13 % and 12 % respectively).

Of those respondents who reported the most recent hate-motivated physical attack, 76 % reported it to the police. However, most respondents did not report hate-motivated physical attacks to police or other organisations. On average, 88 % of respondents did not report such the most recent physical attack that had happened over the past 5 years, compared with 70 % of Roma surveyed in EU-MIDIS II.³⁰

Roma in the Netherlands and Swedish Roma and Travellers have the highest rates of non-reporting from all surveyed groups – these groups leave almost all physical attacks unreported (98 % and 94 % respectively). Women report physical attacks more often (84 %) than men (90 %). Non-reporting rates are higher for Roma or Travellers who were born abroad (97 %) than for those born in the country of residence where they were interviewed (85 %).

More than half (53 %) of respondents who did not report the most recent hate-motivated physical attack did not do so because they thought that nothing would happen or change if they reported it; 25 % were concerned

National courts tackle hate speech

The mayor of Roquebrune-sur-Argens in France was accused of using hate speech at a public meeting in November 2013. He was said to have stated, after a fire in a Roma settlement, that “Nonetheless I would like to remind you that the Travellers, I mean, the Roma, have set a fire nine times. [...] The last one, they set themselves. [...] It's almost a shame that the emergency services were called so early!” Accused of provocation to discrimination, hatred or violence against these groups, the politician was convicted at first and second instances with a fine of € 10,000 and a year of non-eligibility for public office. The **Supreme Court** upheld the conviction with its decision of 1 February 2017. The judges sustained the characterisation of the act as a “provocation”, under **Article 24 of the Law of 29 July 1881** on the freedom of the press.

See France, Supreme Court (Cour de cassation), Chambre criminelle, 1 February 2017, 15-84.511.



²⁹ FRA (2017), **Second European Union Minorities and Discrimination Survey – Online data explorer**.

³⁰ FRA (2017), **Second European Union Minorities and Discrimination Survey – Online data explorer**.

National court condemns hate-motivated violence

On 7 October 2019, the Criminal Court of Ghent in Belgium delivered a decision condemning a group of football supporters who attacked, with sticks and hand-held fireworks, a squat inhabited by Roma, including young children, in November 2017. Among other things, they were accused of threats, vandalism and incitement to hatred or violence through a WhatsApp group. As Belgium's equality body and national human rights institution (the Interfederal Centre for Equal Opportunities and Opposition to Racism, UNIA) stated, this was the first time a Court condemned a racist attack against Roma.

See UNIA (2019), Tribunal correctionnel de Gand, 7 October 2019; UNIA (2019), Court condemns racist attack on Roma for the first time.

that no one would believe them or take them seriously; 16 % did not know where to go or whom to contact about it; and 14 % did not trust the police or were afraid of them.

2.3 ETHNIC PROFILING IN POLICE STOPS

Law enforcement authorities and border guards are allowed to take into account protected characteristics such as race, ethnic origin, gender or religion in exercising their powers, but such factors must not be the sole or main reason to single out an individual.³¹ Doing so would amount to ethnic profiling, which constitutes direct discrimination and is unlawful.³² Ethnic profiling practices undermine trust in law enforcement among ethnic minority communities and affect their readiness to report hate-motivated incidents of discrimination, harassment or violence.

The survey asked if the police had stopped, searched or questioned the respondents in the previous 12 months. If so, respondents could indicate whether or not they thought this was because they were Roma or Travellers.

The police stopped 19 % of all respondents in the 12 months before the survey (see Table 2).

About 11 % of all respondents believe that the

most recent stop occurred because they were Roma or Travellers. In other words, 58 % of those stopped in the 12 months before the survey say that the most recent stop occurred because of their ethnic or immigrant background, although results vary among target groups and EU Member States.

About 4 % of the respondents say that they were physically assaulted by a police officer because of their Roma or Traveller background in the past five years.

³¹ FRA (2018), **Preventing unlawful profiling today and in the future: a guide**, Luxembourg, Publications Office, p. 10.

³² **Directive (EU) 2016/680 of the European Parliament and of the Council of 27 April 2016 on the protection of natural persons with regard to the processing of personal data by competent authorities for the purposes of the prevention, investigation, detection or prosecution of criminal offences or the execution of criminal penalties, and on the free movement of such data, and repealing Council Framework Decision 2008/977/JHA**, OJ 2016, L 119, recital 38 and Article 11(3); FRA (2018), **Preventing unlawful profiling today and in the future: a guide**, Luxembourg, Publications Office.

TABLE 2: SHARE OF PEOPLE WHO WERE STOPPED BY POLICE IN THE 12 MONTHS BEFORE THE SURVEY, BY SURVEY GROUP (%)^{a,b,c,d}

Group	Stopped, with ethnic profiling	Stopped but no ethnic profiling	Not stopped by police
BE Roma	5	16	79
BE Travellers (Caravan dwellers)	(10)	(11)	80
FR Travellers (<i>Gens du voyage</i>)	8	8	84
IE Travellers	14	10	75
NL Roma	26	(3)	71
NL Travellers and Sinti	6	7	87
SE Roma and Travellers	15	6	78
UK Gypsies and Travellers	8	(3)	90
Total	11	8	81

Source: FRA, RTS 2019

2.4 TRUST IN PUBLIC INSTITUTIONS

The survey asked respondents to indicate their level of trust in public institutions on a scale from 0 to 10, where 0 means ‘no trust at all’ and 10 ‘complete trust’. These results can be compared with data from the 2018 European Social Survey on the general population.

The findings show that the level of trust in the police is generally low, but this varies across the countries and groups surveyed (Figure 7). The highest level of trust in the police, with an average value of 6.6, is among Roma respondents in Belgium, followed by Roma and Travellers in Sweden, with a value of 5.4. Nevertheless, while the level of trust in the police among Roma respondents in Belgium is the same as among the general population (average value 6.5), it is much lower for Caravan dwellers (3.8). A possible explanation for the higher level of trust among Roma in Belgium could be the lower level of experiencing discrimination and hate crime, which have a negative impact on the level of trust, as Figure 8 shows.



Notes:

- ^a Out of all respondents (n = 4,659); weighted results.
- ^b Results based on a small number of responses are statistically less reliable. Therefore, results based on 20–49 unweighted observations in a group total or based on cells with fewer than 20 unweighted observations are noted in parentheses. Results based on fewer than 20 unweighted observations in a group total are not published (n.p.).
- ^c Questions: “In the past five years in [COUNTRY] (or since you have been in [COUNTRY]), have you ever been stopped, searched, or questioned by the police?”, “And has this happened to you in the PAST 12 MONTHS?”, “Do you think that THE LAST TIME you were stopped was because of your [ROMA BACKGROUND]?”
- ^d Respondents who answered don’t know, did not understand the question and refused to answer are included in category “Not stopped by police”.

Equality body and Council of Europe examine police action

On 7 May 2019, the large-scale police operation Strike took place in the fight against car scams. It mainly targeted certain persons of Roma origin in Belgium who were suspected to be part of an international criminal organisation with more than 1,000 victims in Belgium. It was the largest police operation of the past 20 years. The police raided various caravan sites and arrested 52 persons, of whom they took 24 into custody. Moreover, they seized 90 caravans, deregistered number plates of vehicles that were not seized and blocked bank accounts. Many families were left homeless.

On 11 July 2019, UNIA published a report on the situation of caravan residents following operation Strike. The report expressed serious concern about the possible disproportionate nature of certain police and judicial actions and their impact on people, some aspects of which could be discriminatory and/or lead to inhuman and degrading treatment.

On 12 July 2019, the European Roma Rights Centre (ERRC) submitted a collective complaint against Belgium to the European Committee of Social Rights, which monitors compliance with the European Social Charter.

On 14 May 2020, the Committee declared the complaint admissible and indicated that the Belgian government should adopt immediate measures, in particular: “to guarantee that persons whose caravans have been seized are not rendered homeless or forced to live in unacceptable living conditions” and “to ensure that all affected persons have due access to water, sanitation, electricity, necessary medical and social assistance as well as to legal aid, in particular taking into account the needs of the vulnerable groups concerned (including children, persons with disabilities and elderly persons)”.

The case is pending.

See Belgium, UNIA (2019), *‘Situation of travellers after the police operation “Strike” on 7 May 2019’ (Situatie woonwagenbewoners in België na politieoperatie ‘Strike’ op 7 mei 2019/ Situation des gens du voyage après l’opération de police dite “strike” du 7 mai 2019)*; Council of Europe, *European Social Charter, Pending complaints – No. 185/2019 European Roma Rights Centre v. Belgium*.

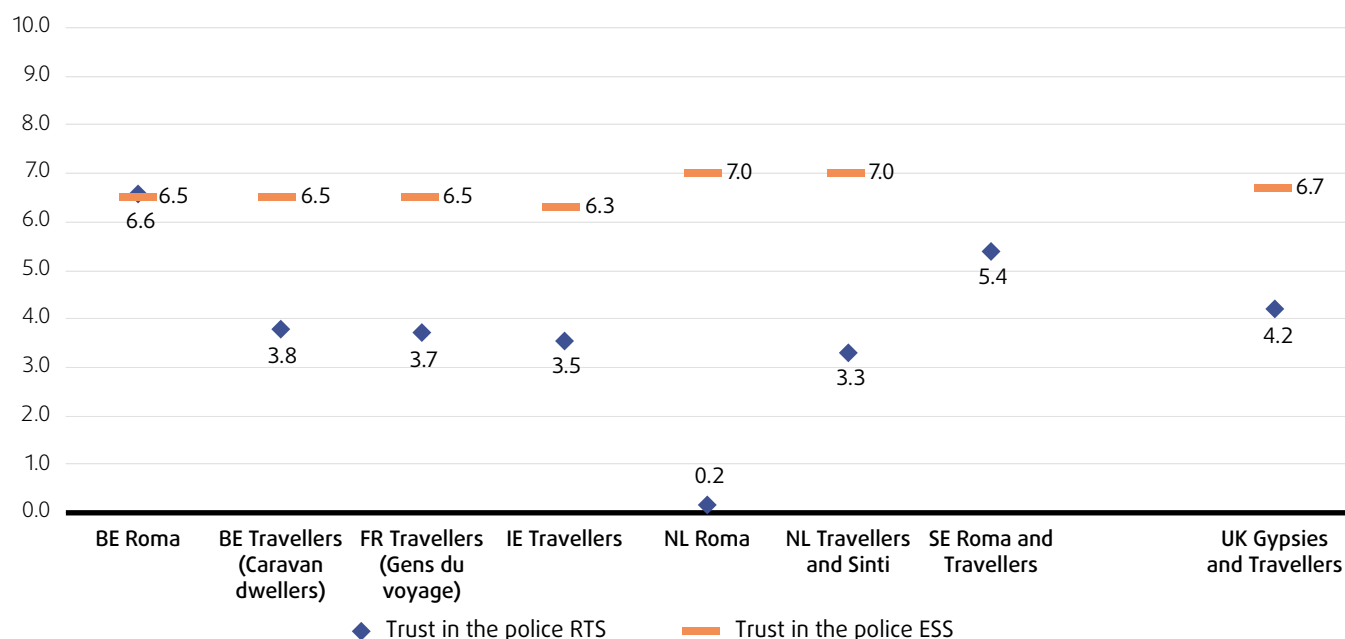
The lowest levels of trust in the police are among respondents in the Netherlands, with notable differences between Roma respondents and Traveller/Sinti respondents (0.2 and 3.3 respectively). On average, trust in the police is higher among the general population than among Roma and Travellers in all six countries surveyed (except for Roma in Belgium). Except for Caravan dwellers in Belgium, where women trust the police more than men do (women 4.2; men 3.4), levels of trust in the police are similar between men and women across all groups surveyed.

The respondents have generally low levels of trust in the legal system. The results show a similar pattern to their levels of trust in the police. Trust in the legal system is higher for Roma in Belgium (6.3), and Roma and Travellers in Sweden (5.5), but Roma in the Netherlands are substantially less likely to express confidence in country’s legal system. In all six countries surveyed, except for Roma respondents in Belgium, the general population is more likely than Roma and Travellers to trust the legal system. Like trust in the police, there are no notable differences in the level of trust in the legal system between women and men, apart for Caravan dwellers in Belgium, where women tend to trust it more than men do (4.0 versus 2.4). Trust in institutions is a key element of good governance and critical for implementing effective policies. Therefore, it is most relevant to evaluating the effectiveness of policy measures and programmes. Several factors affect and shape citizens’ trust in public institutions. Apart from generalised interpersonal trust (trust in people in general), factors such as encounters or engagement with service providers or direct contact with authorities and institutions affect, among other things, the level of institutional trust.³³ The quality of public services is highly correlated with trust in national institutions, as Eurofound shows in its 2018 report *Societal change and trust in institutions*. Another aspect that is of utmost importance for explaining individuals’ level of institutional trust is, according to Eurofound, social insecurities such as employment insecurity, old-age income insecurity or the likelihood of having to leave accommodation.³⁴

³³ Eurofound (2018), **Societal Change and Trust in Institutions**, 12 December 2018; OECD Statistics Working Papers (2018), **Trust and its Determinants: Evidence from the Trustlab experiment**, 25 June 2018.

³⁴ Eurofound (2016), **European Quality of Life Survey**. See also Eurofound (2018), **Social insecurities and resilience**.

FIGURE 7: LEVELS OF TRUST IN THE POLICE, BY SURVEY GROUP AND IN COMPARISON WITH THE GENERAL POPULATION (AVERAGE VALUE ON A SCALE FROM 0 TO 10)^{a,b}



Sources: FRA, RTS 2019; European Social Survey, 2018

Moreover, the level of trust in public institutions is highly influenced by negative experiences of racial discrimination, hate-motivated harassment or racist violence, for example, findings of EU-MIDIS II have shown.³⁵ More specifically, they show for example that respondents with discrimination experiences are consistently – albeit at varying levels – less likely to trust the police and the legal system than are respondents who have not had such negative experiences.

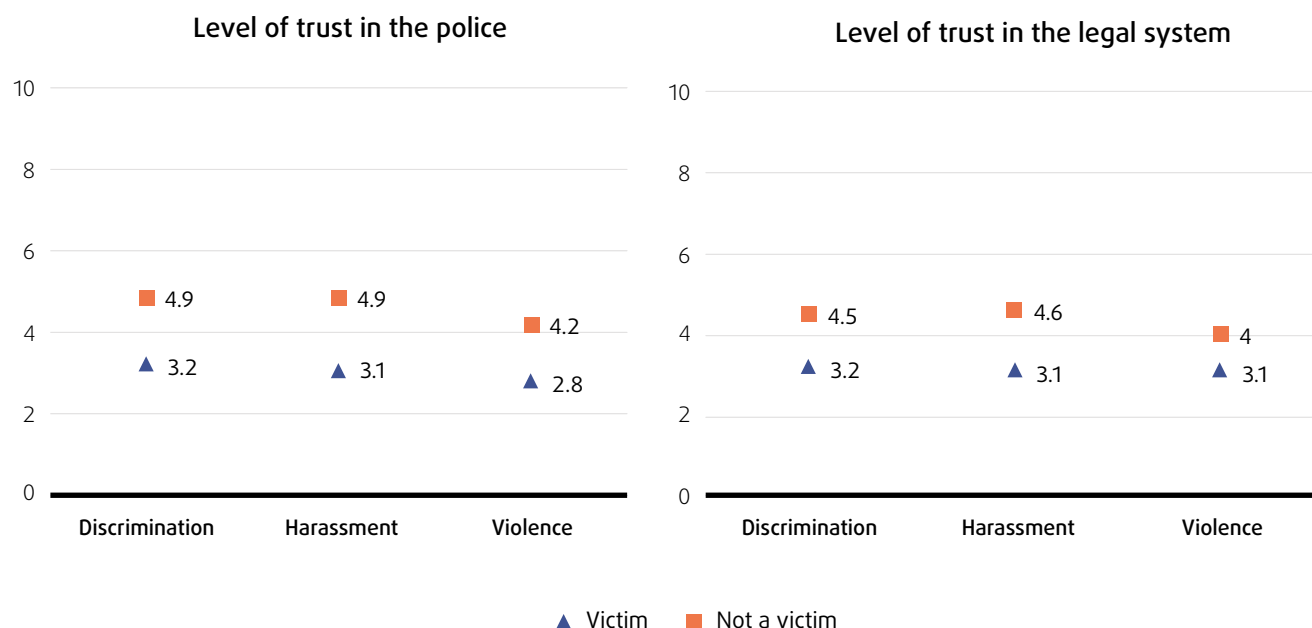
Notes:

- ^a Out of all respondents (n = 4,659); weighted results and European Social Survey (EES), 2018 (n = 9,870).
- ^b Question: “Using this card, please tell me on a scale of 0–10 how much you personally trust each of the [COUNTRY] institutions I read out. 0 means you do not trust an institution at all, and 10 means you have complete trust.”



³⁵ FRA (2017), *Second European Union Minorities and Discrimination Survey – Main results*, Luxembourg, Publications Office, pp. 109–113.

FIGURE 8: IMPACT OF EXPERIENCES OF DISCRIMINATION, HARASSMENT AND VIOLENCE IN THE 12 MONTHS BEFORE THE SURVEY ON TRUST IN THE POLICE AND LEGAL SYSTEM (MEAN VALUE ON A SCALE FROM 0 TO 10)^a



Source: FRA, RTS 2019



Note:

^a Out of all respondents to RTS 2019 (n = 4,659); weighted results.

Experiences of discrimination, harassment or violence have an impact on Roma and Travellers' trust in institutions (Figure 8), as EU-MIDIS II also found. Respondents who become victims of discrimination, harassment or violence because of their Roma or Traveller background show considerably lower levels of trust in both the police and the legal system than non-victims.

3

EDUCATION

- ★ With the exception of Sweden, participation of Roma and Traveller children in early childhood education is far below the target set by the EU's Education and Training Strategy (that 95 % of children between the age of four and the start of compulsory schooling should be in education).
- ★ Two thirds of Roma and Travellers aged 18–24 years leave school early with at most only lower secondary education. In Sweden, every third Roma and Traveller aged 18–24 years leaves school early with no further training or education (30 %). In the United Kingdom, 91 % of young Gypsies and Travellers leave school early. The values for remaining survey groups range between these two.
- ★ Every fourth young Roma and Traveller surveyed aged 18–24 years does not continue education because they are looking for work or need to work. Meanwhile, 14 % of respondents stopped their education because of marriage, pregnancy or childbirth; and 14 % of respondents because they relocated.
- ★ Between 18 % and 51 % of interviewed parents across the surveyed groups reported their child being verbally harassed in school because they are Roma or Travellers.
- ★ Between 10 % and 20 % of respondents felt discriminated against because of being a Roma or Traveller when in contact with school (as parent or student) in the 12 months before the survey.
- ★ Of all respondents, 84 % have completed at most lower secondary education. The figures for Roma and Travellers aged 30–34 years achieving tertiary education in 2019 are close to zero. Younger age cohorts are less likely to not attend school or drop out during primary education than the older age cohorts – except in the United Kingdom, where 34 % of Gypsies and Travellers aged 16–24 have either never attended school or not completed primary education.

Education lies primarily within the scope of action of Member States.³⁶ However, the Racial Equality Directive also governs their actions in the area of education. It expressly forbids any discrimination based on racial or ethnic origin, including in education. They also need to respect and implement the right to education for all on an equal footing, based on their commitment to major international human rights instruments.³⁷

The European Pillar of Social Rights acknowledges the crucial role of education in improving the living conditions of people.³⁸ In this context, the recent initiative to establish an EU Child Guarantee, aiming to ensure the access of children in vulnerable situations to basic services that would allow them to enjoy their rights, includes education among its priority areas, in particular early childhood education and care.³⁹

The evaluation of the EU Framework for National Roma Integration Strategies recommends that national Roma integration strategies “should detail how to further include Roma in education [...] and what explicit measures will be developed to overcome specific disadvantages and ensure effective equal access”.⁴⁰ The European Commission’s roadmap for the EU’s post-2020 policy on Roma equality and inclusion identifies among its aims to “increase effective Roma participation in quality mainstream education”.⁴¹

3.1 PARTICIPATION IN EDUCATION

The participation of a child in early childhood education is an important determinant of their future achievements in education. ET 2020 set a benchmark to ensure that at least 95 % of children aged between four and the starting age of compulsory primary education participate in early childhood education (Figure 9). With the exception of Sweden (90 %), the participation of children from targeted groups of population was far below that of the general population and the ET 2020 target. It ranged between 75 % of Travellers’ children in Ireland to 32 % of Travellers’ children in France.



“I am a young 16-year-old girl just about to finish sixth year of secondary school and I am really worried that I will not get a chance in life because I am a Traveller.”
(Ireland, woman, 16, Traveller)



³⁶ TFEU, Articles 6, 165 and 166.

³⁷ This is the case in particular with the **UN Convention on the Rights of the Child** (Article 28), the **International Covenant on Economic, Social and Cultural Rights** (Article 13), the **revised European Social Charter** (Article 17) and the **European Convention on Human Rights** (Article 2 of the first Protocol to the Convention).

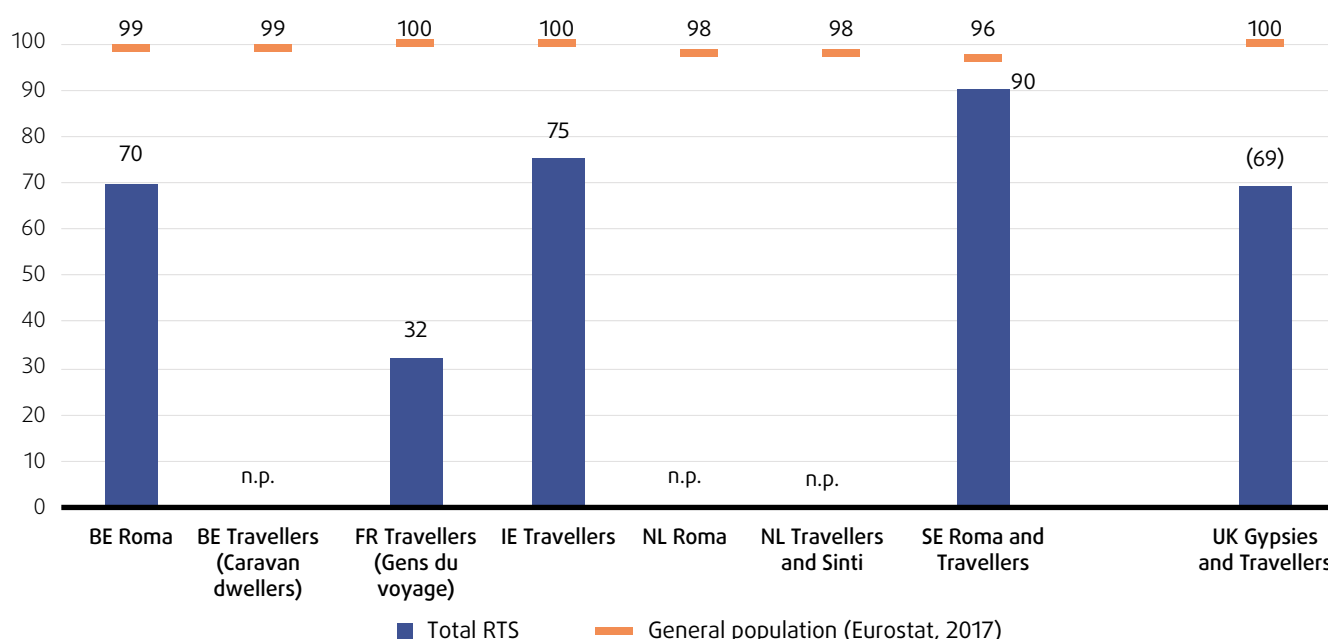
³⁸ European Union (2017), **Interinstitutional Proclamation on the European Pillar of Social Rights (2017/C 428/09)**, Principles 1 and 3, 13 December 2017.

³⁹ European Commission, **Child guarantee for vulnerable children**.

⁴⁰ **European Commission, Report on the evaluation of the EU Framework for National Roma Integration Strategies up to 2020**, COM/2018/785 final, p.7.

⁴¹ European Commission, **Roadmap regarding the initiative setting out the EU post-2020 Roma equality and inclusion policy**, Ref. Ares(2020)1003902, 17 February 2020, p.2.

FIGURE 9: CHILDREN AGED BETWEEN FOUR YEARS AND THE (COUNTRY-SPECIFIC) STARTING AGE OF COMPULSORY EDUCATION WHO PARTICIPATE IN EARLY CHILDHOOD EDUCATION, BY SURVEY GROUP (%)^{a,b,c,d,e,f}



Sources: FRA, RTS 2019; Eurostat 2017, General population

Notes:

^a Out of all children aged between four years and the country-specific starting age of compulsory primary education ($n = 454$); weighted results.

^b Results based on a small number of responses are statistically less reliable. Therefore, results based on 20–49 unweighted observations in a group total or based on cells with fewer than 20 unweighted observations are noted in parentheses. Results based on fewer than 20 unweighted observations in a group total are not published (n.p.).

^c Survey question filled in by respondent for all children in the household if they regularly attend public or private childcare (including nursery, preschool, etc.).

^d Different age groups for participation in early childhood education in countries: four to five years in Belgium, France, Ireland and Sweden; four years in the Netherlands and the United Kingdom.⁴² Age is calculated on an annual basis, so the figures do not consider an individual child's early or delayed start to primary education.

^e Eurostat: Education and Training 2020 target – educ_uoe_enra10 (downloaded 5 February 2020) using data from education facilities' registers.

^f The sample size did not allow calculation of the share of children between age four and starting compulsory education participating in early childhood education for the Netherlands and Caravan dwellers in Belgium.

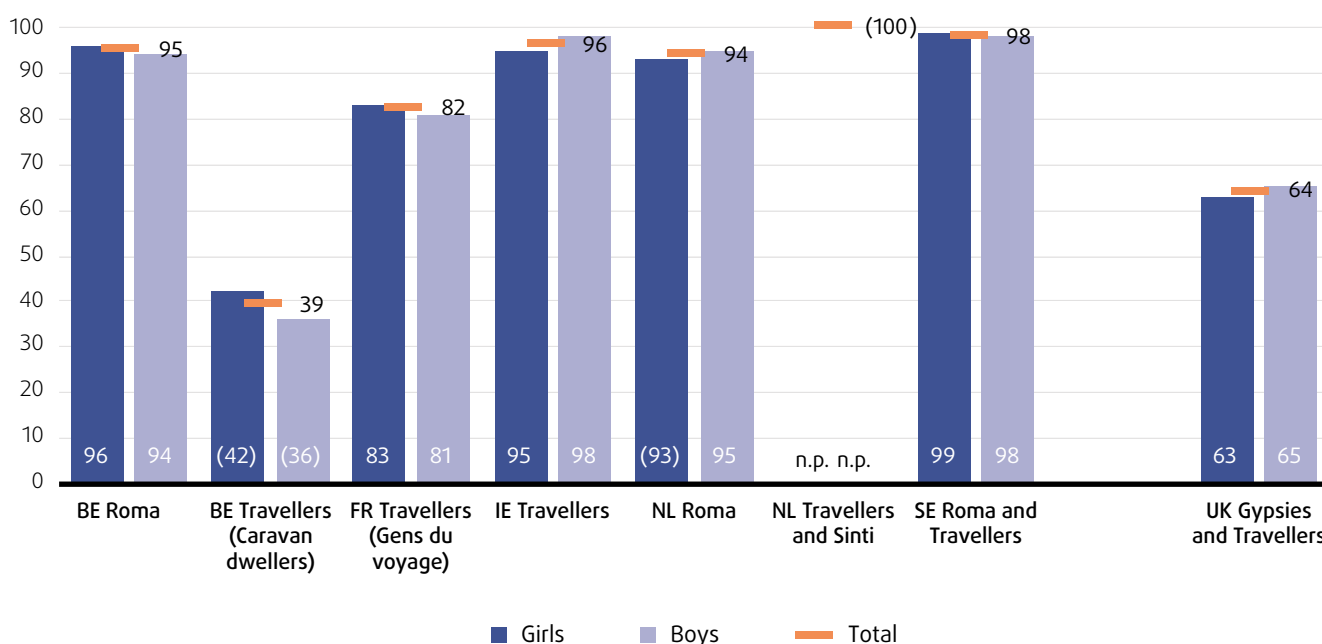
Compulsory schooling starts in most countries at the age of six and ends at the earliest at the age of 15.⁴³ The survey results show that with the exceptions of Caravan dwellers in Belgium (39 %), Gypsies and Travellers in the United Kingdom (64 %) and Travellers in France (82 %) almost all children age 6–15 years attend education (either pre-primary, primary, lower secondary, upper secondary education or vocational training).⁴⁴ There is no difference between girls and boys (Figure 10). Changing the place of living during the year was the major reason for not going to school for Travellers' children in Belgium and France. It is important to note that in Belgium compulsory education is possible through home schooling but this survey did not explicitly ask respondents about home schooling.

⁴² European Commission/EACEA/Eurydice (2018), **The Structure of the European Education Systems 2018/19: Schematic Diagrams**. Eurydice Facts and Figures, Luxembourg, Publications Office.

⁴³ *Ibid.*

⁴⁴ The survey asked if a person currently attended a specific level of education (6–15 years old) or education or training in general (16 and older). It did not ask about regularity of attendance.

FIGURE 10: CHILDREN AGED 6–15 YEARS ATTENDING EDUCATION, BY SURVEY GROUP AND SEX (%)^{a,b,c}



Source: FRA, RTS 2019

3.2 EARLY SCHOOL LEAVERS

Completing lower secondary education but not continuing to further education limits the possibilities of future placement in the labour market. Most Roma and Travellers surveyed leave school after lower secondary school (mostly compulsory education) and do not attend any further education or training. The share of young Roma and Traveller respondents aged 18–24 years who have attained at most lower secondary education and do not continue in education or training ranges between 30 % in Sweden and 91 % for Gypsies and Travellers in the United Kingdom. The gap between Roma and Travellers and the general population is considerable (see Figure 11). Results are similar to those for the Roma in the nine EU Member States surveyed under EU-MIDIS II in 2016.⁴⁵

Notes:

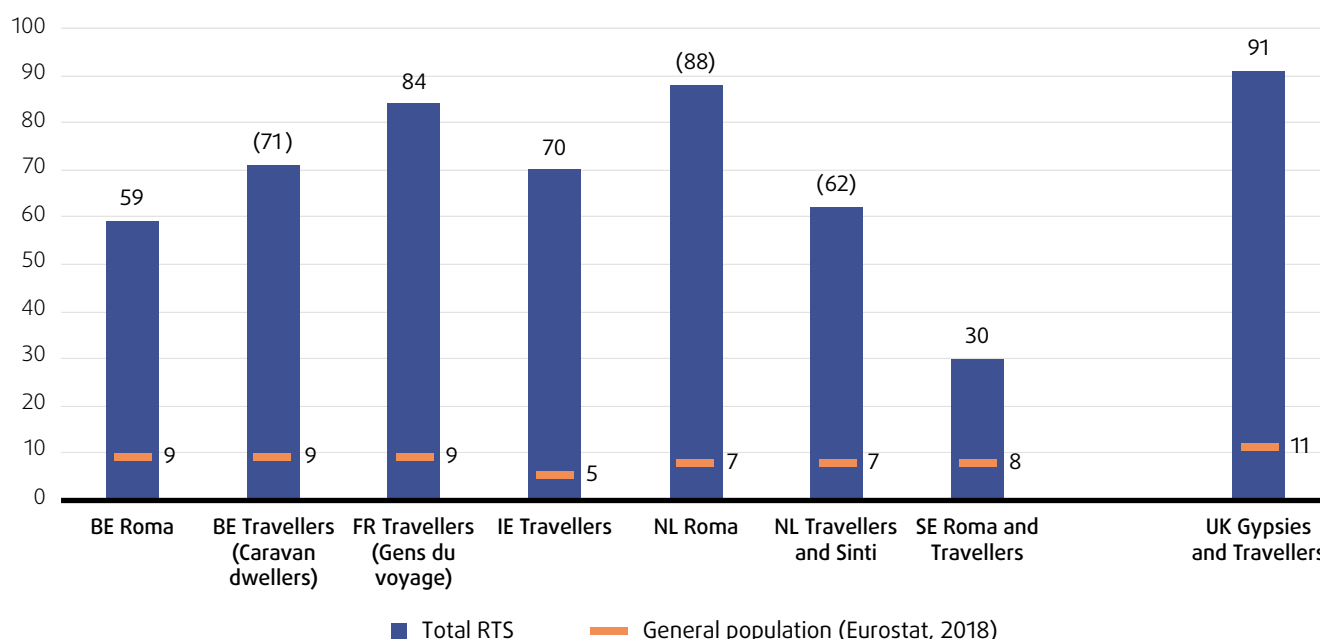
- ^a Out of all household members aged 6–15 ($n = 2,027$); weighted results.
- ^b Results based on a small number of responses are statistically less reliable. Therefore, results based on 20–49 unweighted observations in a group total or based on cells with fewer than 20 unweighted observations are noted in parentheses. Results based on fewer than 20 unweighted observations in a group total are not published (n.p.).
- ^c Age is calculated on an annual basis, so the figures do not consider an individual child's early or delayed start to primary education.

"I would like more education opportunities for our children to be educated at home from the age of 11 [...] this would allow them to have better chances of gaining professional qualifications in the future, but we are left with nothing."

(United Kingdom, man, 30, Gypsies and Travellers)

⁴⁵ EU-MIDIS II data covering Bulgaria, Croatia, Czechia, Greece, Hungary, Portugal, Romania, Slovakia and Spain. For more information, see FRA (2016), **Second European Union Minorities and Discrimination Survey (EU-MIDIS II): Roma – Selected findings**, Luxembourg, Publications Office.

FIGURE 11: POPULATION AGED 18–24 YEARS THAT HAS COMPLETED AT MOST LOWER SECONDARY EDUCATION AND IS NOT INVOLVED IN FURTHER EDUCATION OR TRAINING, BY SURVEY GROUP (%)^{a,b,c}



Sources: FRA, RTS 2019; Eurostat, Labour Force Survey (LFS) 2018

Notes:

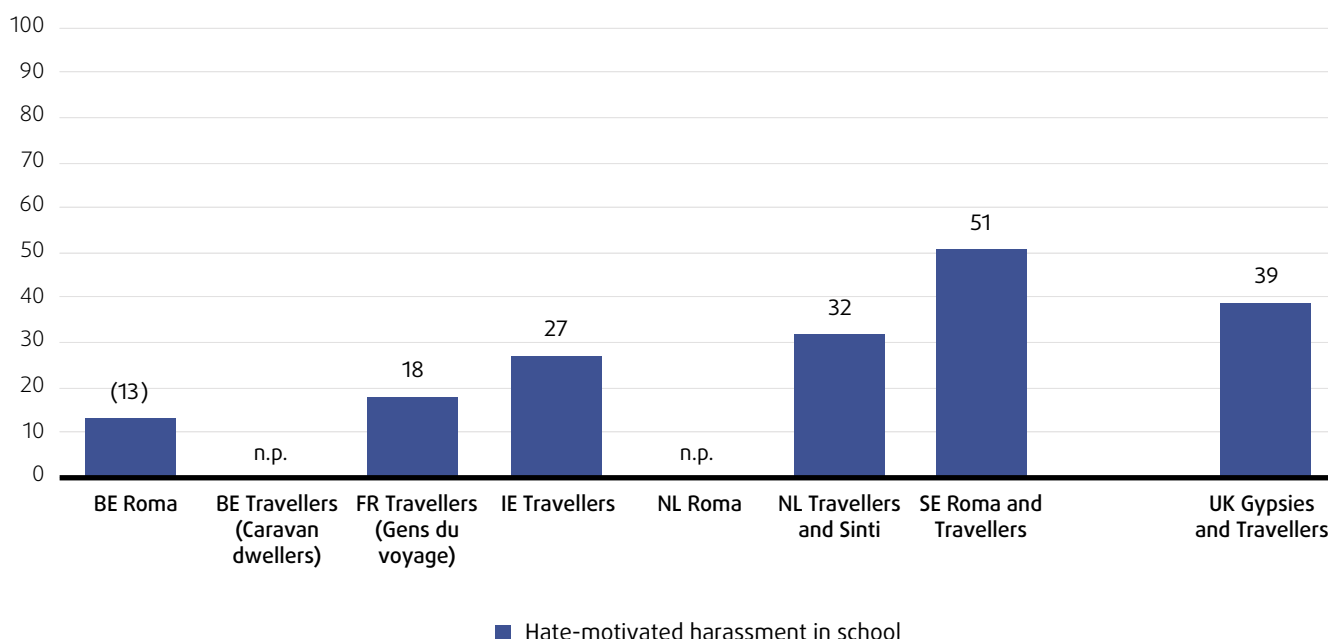
- ^a Out of all respondents aged 18–24 years ($n = 750$); weighted results.
- ^b Results based on a small number of responses are statistically less reliable. Therefore, results based on 20–49 unweighted observations in a group total or based on cells with fewer than 20 unweighted observations are noted in parentheses. Results based on fewer than 20 unweighted observations in a group total are not published (n.p.).
- ^c Based on questions on highest achieved education and main activity status. The same definition used as for the general population “early school leavers”, with the exception of participation in non-formal education or training. This was not asked about in RTS, but is considered by Eurostat for the general population (edat_lfse_14, downloaded 14 February 2020).

The survey asked the main reasons for leaving school early. Of respondents aged 18–24 years who did not continue with school, 25 % say it was because they were looking for work or needed to work; 14 % stopped education because of marriage, pregnancy or childbirth; 14 % mention changing their place of living during the year. This last is the most frequently mentioned reason (30 %) for children aged 6–15 years not going to school. Early marriage can be the cause but also the result of dropping out. Of all respondents aged 16 years and older, between 8 % (Netherlands Travellers and Sinti) and 38 % (Netherlands Roma) got married before the age of 18. Rates are higher among women across all surveyed groups.

3.3 BULLYING AT SCHOOL

For 10 % of the respondents, a hostile school environment or bullying was the main reason for their children dropping out of school before the age of 15, and it was the main reason why 5 % of respondents aged 18–24 years did not continue school. Some 30 % of the parents/guardians report that people made offensive or threatening comments to their children in person, such as insulting them or calling them names because of their Roma or Traveller background (Figure 12). Every second (51 %) parent of a Roma or Traveller child in the compulsory schooling age in Sweden reports their child experiencing these. In France, it is 18 % of parents.

FIGURE 12: PREVALENCE OF HATE-MOTIVATED (BECAUSE OF BEING A ROMA/TRAVELLER) BULLYING/HARASSMENT OF CHILDREN WHILE IN SCHOOL IN THE 12 MONTHS BEFORE THE SURVEY, OUT OF ALL RESPONDENTS WHO ARE PARENTS/ GUARDIANS OF SCHOOL-AGE CHILDREN, BY SURVEY GROUP (%)^{a,b,c}



Source: FRA, RTS 2019

3.4 DISCRIMINATION

On average, 12 % of Roma and Travellers say they felt discriminated against because of being Roma or Travellers when in contact with school authorities either as a parent/guardian or as a student in the last 12 months preceding the survey. The rate almost triples to 30 % when looking at experiences in the last five years before the survey (Figure 13). FRA's previous survey, EU-MIDIS II, showed similar results in nine other EU Member States in 2016.⁴⁶ The results for the past 12 months range between 9 % in France and 17 % for the Travellers and Sinti in the Netherlands. When looking at experiences over a longer period, the last five years, the Roma and the Travellers and Sinti in the Netherlands stand out (51 % and 38 % respectively).

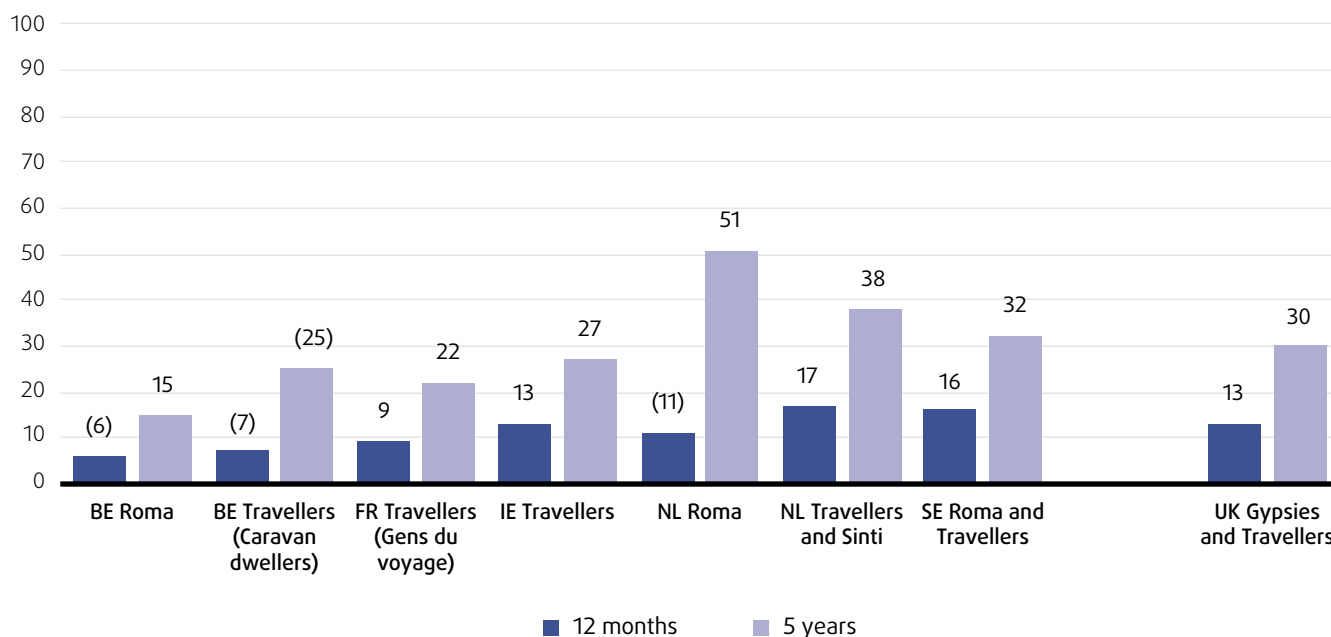
Notes:

- ^a Out of all respondents who are parents/guardians of compulsory schooling-age children (n = 1,302); weighted results.
- ^b Results based on a small number of responses are statistically less reliable. Therefore, results based on 20–49 unweighted observations in a group total or based on cells with fewer than 20 unweighted observations are noted in parentheses. Results based on fewer than 20 unweighted observations in a group total are not published (n.p.).
- ^c Question: "To the best of your knowledge, has your child/have your children experienced any of the following situations at school in the past 12 months: Someone made offensive or threatening comments to your child or children in person such as insulting them or calling them names because of their Roma/ Traveller background?"

"My 13-year-old son never dared to tell at school that he was a caravan resident, as a precaution against being treated badly. In fact, we cannot express our identity freely and have to hide, this is not normal."
(Netherlands, woman, 35, Travellers and Sinti)

⁴⁶ Bulgaria, Croatia, Czechia, Greece, Hungary, Portugal, Romania, Slovakia and Spain. For more information, see FRA (2016), **Second European Union Minorities and Discrimination Survey (EU-MIDIS II): Roma – Selected findings**, Luxembourg, Publications Office.

FIGURE 13: RESPONDENTS WHO FELT DISCRIMINATED AGAINST BECAUSE OF BEING ROMA/TRAVELLERS WHEN IN CONTACT WITH SCHOOL AUTHORITIES (AS A PARENT/GUARDIAN OR AS A STUDENT) IN THE 12 MONTHS OR IN THE FIVE YEARS BEFORE THE SURVEY, BY SURVEY GROUP (%)^{a,b}



Source: FRA, RTS 2019

Notes:

^a Out of all respondents who are at risk of discrimination on grounds of Roma/Traveller background in the past five years when in contact with anyone at school their child attends (as a parent or guardian) or when in contact with anyone at school as a student (n = 1,534); weighted results.

^b Results based on a small number of responses are statistically less reliable. Therefore, results based on 20–49 unweighted observations in a group total or based on cells with fewer than 20 unweighted observations are noted in parentheses. Results based on fewer than 20 unweighted observations in a group total are not published (n.p.).



3.5 EDUCATIONAL ATTAINMENT

The share of people aged 30–34 years who have completed tertiary education is another headline indicator for the Europe 2020 strategy. The EU target is that at least 40 %⁴⁷ of all persons aged 30–34 years should have completed tertiary education, but only 11 out of 899 respondents aged 30–34 years had such qualifications and 84 % of all respondents completed at most lower secondary education, the survey shows. On average, one in five Roma or Travellers interviewed in the six survey countries has either never been in formal education or not completed primary education. Low educational level can be correlated to the ability to read and write in the national language(s). Whereas only 13 % of all respondents assesses their skill as not good when it comes to speaking (ranging between 24 % of Roma in Belgium and 5 % of Travellers in Ireland), it jumps to 36 % when it comes to reading (between 51 % in France and 16 % of Travellers and Sinti in the Netherlands) and to 43 % when it comes to writing (between 61 % in France and 20 % of Travellers and Sinti in the Netherlands).

National education authorities reporting on Roma children at school

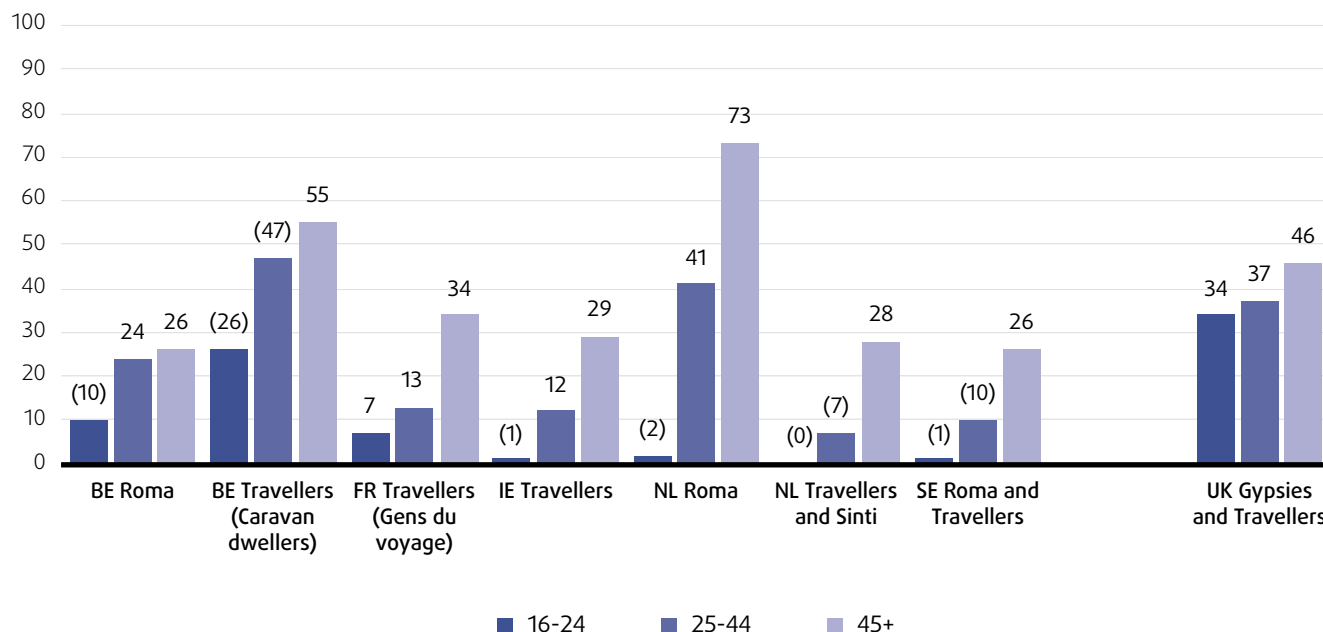
Roma and Traveller pupils are permanently confronted with their Roma identity – in contrast to other pupils, whose cultural identities are rarely in focus, according to an interview-based report by the Swedish National Agency for Education on the situation of Roma children in Swedish schools. The Roma children it interviewed describe how they face prejudices, harassment and negative discrimination at school.

A report by the County Administrative Board of Stockholm, on Roma inclusion in municipalities, further highlights the alienation of Roma children in the school environment. The situation of Roma children/pupils in pre-schools, schools and upper secondary schools is unknown, it states. This is because many of them do not tell anyone in school that they are Roma and because the schools are unable to find out the ethnicity of children who are born in Sweden of Swedish-born parents, which most of the Roma children are.

See Sweden, National Agency for Education (Skolverket) (2018), Roma at school – Description of the current situation; Sweden, County Administrative Board of Stockholm (Länsstyrelsen Stockholm) (2018), Roma inclusion locally – Description of the current situation in municipalities with national funding 2012–2017.

⁴⁷ Europe 2020: A strategy for smart, sustainable and inclusive growth, COM/2010/2020 final.

FIGURE 14: ROMA AND TRAVELLERS WHO HAVE NOT COMPLETED ANY LEVEL OF FORMAL EDUCATION OR HAVE NEVER BEEN IN FORMAL EDUCATION (ISCED 0), BY SURVEY GROUP AND AGE (%)^{a,b,c,d}



Source: FRA, RTS 2019

Notes:

- ^a Out of all respondents (n = 4,659); weighted results.
- ^b Results based on a small number of responses are statistically less reliable. Therefore, results based on 20–49 unweighted observations in a group total or based on cells with fewer than 20 unweighted observations are noted in parentheses. Results based on fewer than 20 unweighted observations in a group total are not published (n.p.).
- ^c ISCED 2011 classification used.
- ^d Questions: “What is the highest level of education you have completed?”; “What is the highest level of education you have completed in [COUNTRY]?” or “And what is the highest level of education you completed in another country?”



The results presented in Figure 14 indicate very large differences between the age groups. Younger age cohorts are less likely to not attend school or to drop out during primary education, except in the United Kingdom, where 34 % of UK Gypsies or Travellers aged 16–24 have either never attended school or not completed primary education. This is also true of literacy. On average, a smaller proportion of young respondents assess their skill in reading (20 %) and writing (27 %) as not good than of those respondents aged over 45 years (49 % and 56 % respectively).

4

EMPLOYMENT

- ★ Every fourth Roma and Traveller who had been looking for work in the 12 months before the survey felt discriminated against because of being Roma and Travellers. Almost half of all job-seeking Roma and Travellers felt discriminated against at least once within the last five years.
- ★ The share of Roma and Travellers who had paid work in the last four weeks is very low across all survey countries and well below the employment rate of the general population. It ranges from 15 % in Ireland to 55 % for Travellers in the Netherlands.
- ★ The employment gap between women and men is notably high, with the exception of Ireland; it ranges from a 10 percentage point difference in Sweden to 52 in the United Kingdom.
- ★ Every second Roma or Traveller woman indicates childcare or other home-based obligations as one of the main reasons not to look for work. The most frequent reason among men is health problems (36 %). Among Roma and Travellers, 26 % of men and 11 % of women think it is hopeless to look for a job or think they will not be hired because of their Roma and Traveller background.
- ★ Except in the Netherlands, every fourth Roma and Traveller does not have a bank account, according to the survey results. That percentage is much higher than in the general population.

The EU Charter of Fundamental Rights enshrines the rights of everyone to engage in work (Article 15) and to have access to a free placement service (Article 29). The EU Racial Equality Directive forbids any discrimination based on racial or ethnic origin in the area of employment and working conditions, including dismissals or pay, as well as in the area of vocational training, including practical work experience.

According to the evaluation of the EU Framework for National Roma Integration Strategies, national Roma integration strategies “should detail how to further include Roma in [...] employment [...] and what explicit measures will be developed to overcome specific disadvantages and ensure effective equal access”.⁴⁸ In this respect the European Commission’s roadmap for the EU’s post-2020 policy on Roma equality and inclusion identifies among its aims to “increase effective Roma participation in paid employment”.⁴⁹ This is of critical

⁴⁸ European Commission, **Report on the evaluation of the EU Framework for National Roma Integration Strategies up to 2020**, COM/2018/785 final, p.7.

⁴⁹ European Commission, **Roadmap regarding the initiative setting out the EU post-2020 Roma equality and inclusion policy**, Ref. Ares(2020)1003902, 17 February 2020, p.2.

importance, since “access to employment did not improve in any statistically significant way and the share of young Roma not in employment, education or training has even increased”.⁵⁰

4.1 PAID WORK RATE

The Europe 2020 strategy set as a headline target to increase the percentage of the population aged 20–64 in employment from 69 % in 2008 to 75 % by 2020. However, the share of Roma and Travellers in work is considerably lower across all countries in this survey and well below the employment rate of the general population. The proportion of those who worked in the last four weeks, including in part-time work and as self-employed, ranges from 15 % for Travellers in Ireland to 50 % for Roma in Belgium.

Women from minority groups are often underrepresented in the labour market and often face multiple discrimination. The new EU gender equality strategy and the European Institute for Gender Equality review of the Beijing Platform for Action focus on them.⁵¹ The survey shows notable differences in the paid work rate between women and men in all countries surveyed except Ireland (Figure 15). Among Dutch Traveller men and UK Gypsy and Traveller men, the paid work rates are the highest, at 80 % and 75 % respectively, and come closest to the general population rate in the respective country. This is, however, not the case for women. The gender employment gaps are highest in France (51 percentage points), for Travellers in the Netherlands (45 percentage points) and in the United Kingdom (52 percentage points). Only in Ireland do the survey results not show an employment gap between men and women; both have very low participation in the labour market, 17 % for women and 13 % for men. Sweden also has comparably small differences between women and men in paid work: 42 % for women and 52 % for men.

The employment situation is particularly severe for the younger age group. Every second young Roma and Traveller aged 16–24 years is not in employment, education or training, and young women are more affected (58 %) than young men (36 %). This number is slightly lower than the average across the nine EU Member States in EU-MIDIS II but still much higher than the comparable 10.5 % NEET⁵² rate for the general population in the EU-27.⁵³



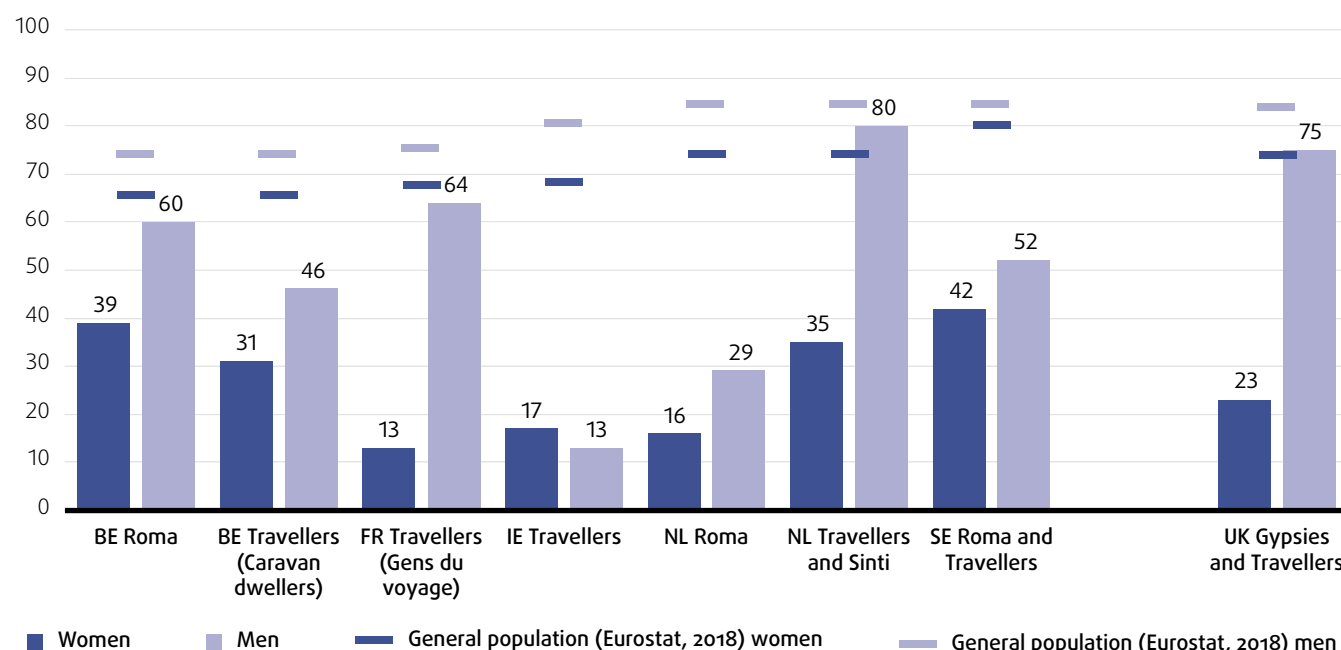
⁵⁰ Ibid.

⁵¹ European Commission (2020), **A Union of Equality: Gender Equality Strategy 2020–2025**, Brussels, 5 March 2020; European Institute for Gender Equality (2020), **Beijing +25: the fifth review of the implementation of the Beijing Platform for Action in the EU Member States**, 5 March 2020.

⁵² Comparability between the Roma and Travellers Survey and the Eurostat NEET rate is restricted due to differences in the definition and the age bands. The Eurostat NEET rate is the percentage of the population 15–24 years that is not employed and not involved in further education or training, based on the ILO concept. The RTS provides this information for the population 16–24 which might slightly overestimate the rate of those who are not in employment, training or education. The RTS “NEET” rate is based on the main activity status, no work in the past four weeks and not being currently in training or education.

⁵³ Eurostat NEET rate; FRA (2016), **Second European Union Minorities and Discrimination Survey (EU-MIDIS II): Roma – Selected findings**, Luxembourg, Publications Office.

FIGURE 15: PAID WORK RATES FOR ROMA AND TRAVELLER WOMEN AND MEN AGED 20–64 YEARS (INCLUDING SELF-EMPLOYMENT AND OCCASIONAL WORK OR ANY PAID WORK IN THE PAST FOUR WEEKS), COMPARED WITH THE EUROPE 2020 EMPLOYMENT RATE 2018 (EUROSTAT), BY SURVEY GROUP (%)^{a,b,c}



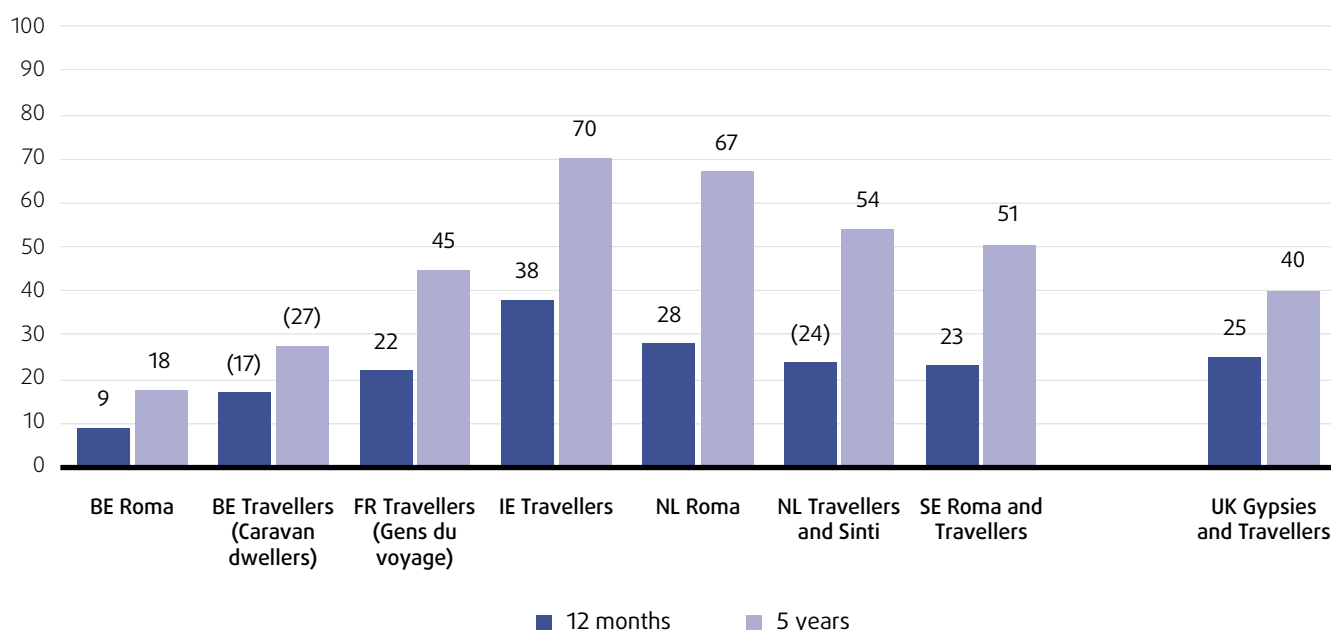
Sources: FRA, RTS 2019 ; Eurostat, Labour Force Survey (LFS) 2018

Notes:

- ^a Out of all household members aged 20–64 years (n = 7,490); weighted results.
- ^b Results based on a small number of responses are statistically less reliable. Therefore, results based on 20–49 unweighted observations in a group total or based on cells with fewer than 20 unweighted observations are noted in parentheses. Results based on fewer than 20 unweighted observations in a group total are not published (n.p.).
- ^c The “paid work rate” is based on the questions: “Please look at this card and tell me which of these categories describes your current situation best?”; “Did you do any work in the last 4 weeks to earn some money?”. The Europe 2020 employment rate 2018: Eurostat *lfsa_ergan* (downloaded 5 February 2020) is based on the International Labour Organization (ILO) concept: Employed population, 20–64 years, consists of those persons who during the reference week did any work for pay or profit for at least one hour, or were not working but had jobs from which they were temporarily absent.

Low levels of education and early school leaving (as indicated in the previous chapter) have an impact on the opportunities of Roma and Travellers to find work. The survey also asked those in employment about the quality of their job, namely whether it was full-time or part-time, if it was a precarious form of work, in what sector and what type of qualification was needed for it. Most Roma and Traveller respondents who indicated having at least some paid work in the last four weeks (59 %) work in ‘elementary occupations’, i.e. jobs that do not require any qualification. Only Travellers in the Netherlands and in Ireland show higher proportions in other occupations such as in the building, personal service and clerical support sectors (44 % and 38 % respectively). Almost none of the Roma or Travellers work as professionals. The majority of Roma and Travellers work full-time, except in France and Ireland, where only 41 % and 38 % of Travellers in employment work full-time. In France, a higher share work in occasional (26 %) and ad hoc jobs; in Ireland they are mostly in part-time jobs (58 %). The work situation in these two countries is particularly precarious for Travellers. In France only 18 % and in Ireland only 26 % of respondents in employment hold a permanent contract.

FIGURE 16: DISCRIMINATION BECAUSE OF BEING ROMA OR TRAVELLERS IN THE 12 MONTHS AND FIVE YEARS BEFORE THE SURVEY WHEN LOOKING FOR A JOB, BY SURVEY GROUP (%)^{a,b}



Source: FRA, RTS 2019

In addition to low-quality and precarious jobs, many Roma and Travellers also face discrimination and exclusion at the workplace. On average, 11 % of the Roma and Travellers surveyed reported experiences of discrimination at the workplace in the 12 months before the survey (see also [Figure 2](#)).



Respondents frequently experienced discrimination when looking for work. Every fourth Roma or Traveller respondent felt discriminated against because of being a Roma or Traveller when looking for work in the 12 months preceding the survey and almost every second one in the last five years (Figure 16). Ireland has the lowest employment rate among the surveyed groups; 38 % there say they felt discriminated against when looking for work in the last 12 months and 70 % in the last five years. Roma in Belgium have the lowest discrimination rate when looking for a job in the last 12 months (9 %).

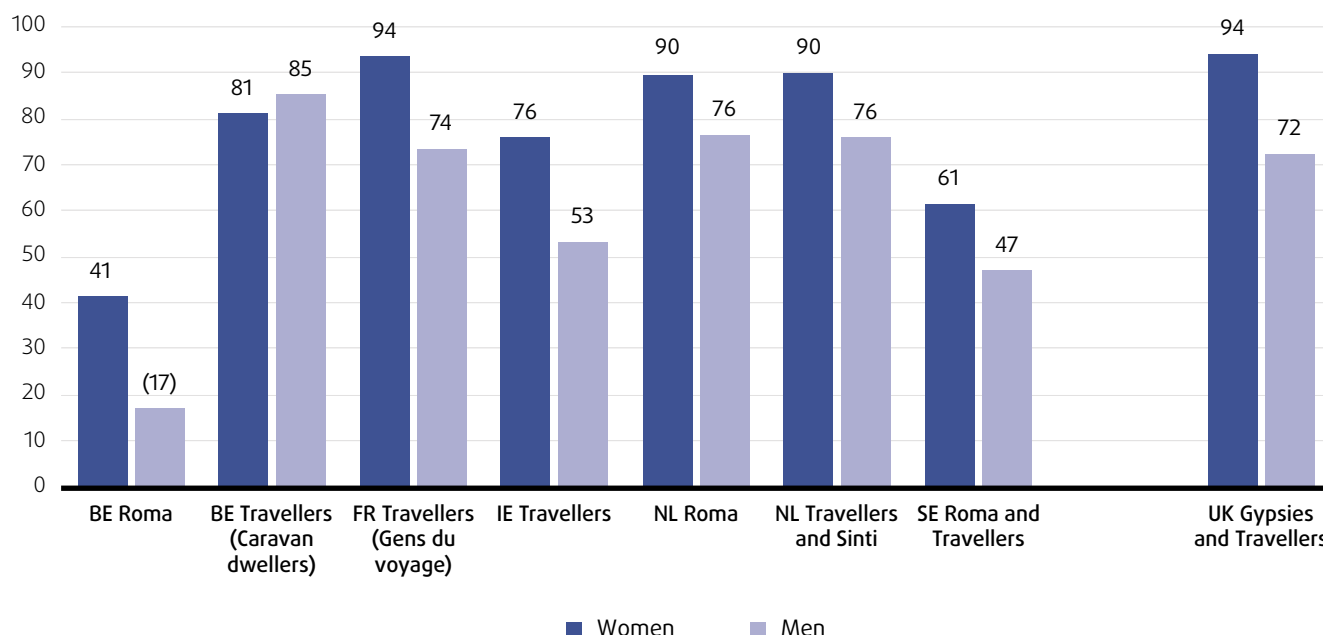
Notes:

- ^a Out of respondents who have been looking for work in the 12 months or in the five years before the survey (n = 1,515); weighted results.
- ^b Results based on a small number of responses are statistically less reliable. Therefore, results based on 20–49 unweighted observations in a group total or based on cells with fewer than 20 unweighted observations are noted in parentheses. Results based on fewer than 20 unweighted observations in a group total are not published (n.p.).

“I changed jobs about six months ago because in my previous job I was judged for living in a trailer. This was a job at the court as a legal administrative assistant, for which I have studied for a long time. It should not matter what my home address is if I have done the right training and am suitable for the work I do. I feel that, if they had known my address before I was hired and proved my competences, they would not have hired me in the first place.”

(Netherlands, woman, 24, Travellers and Sinti)

FIGURE 17: SHARE OF ROMA AND TRAVELLERS AGED 20–64 YEARS WHO ARE CURRENTLY NOT WORKING AND ARE NOT LOOKING FOR WORK, BY SURVEY GROUP AND SEX (%)^{a,b,c}



Source: FRA, RTS 2019

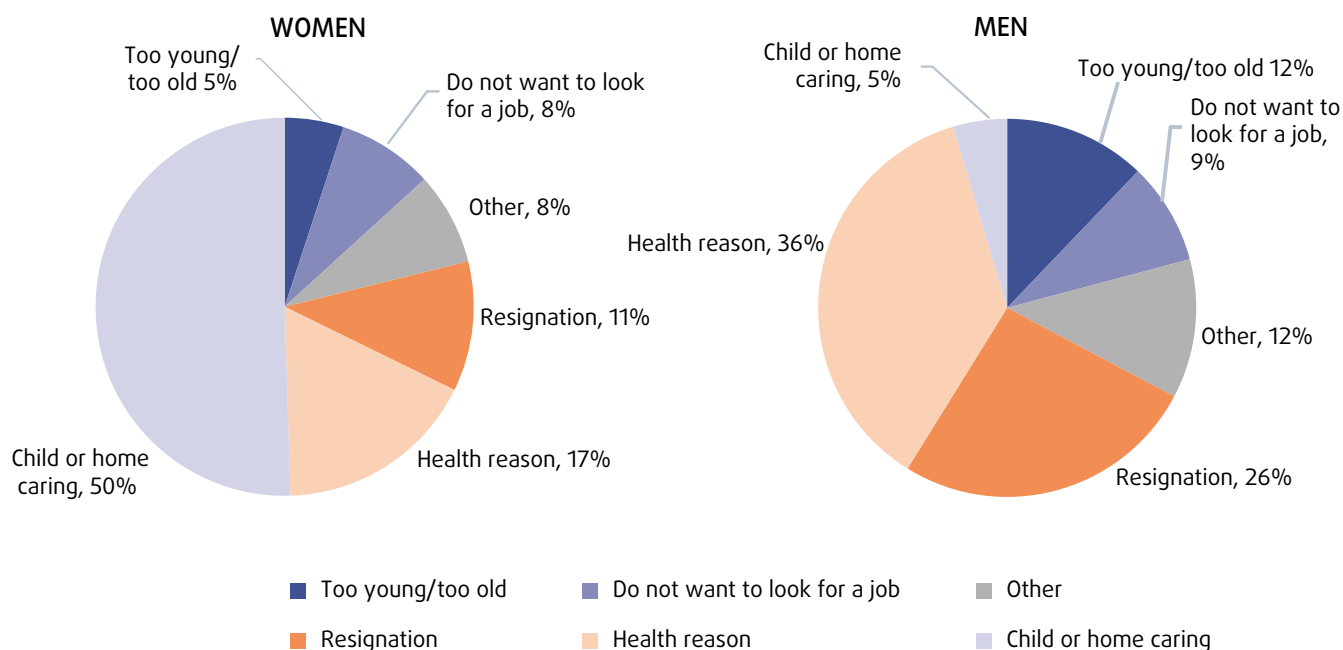
Notes:

- ^a Out of respondents aged 20–64 who are currently not working (n = 2,302); weighted results.
- ^b Results based on a small number of responses are statistically less reliable. Therefore, results based on 20–49 unweighted observations in a group total or based on cells with fewer than 20 unweighted observations are noted in parentheses. Results based on fewer than 20 unweighted observations in a group total are not published (n.p.).
- ^c Question: “Are you currently looking for work?”

Discrimination at the workplace and when looking for a job can also affect interest in continuing with further education and training. It can affect individuals and their communities, shaping a negative perception of their opportunities in the labour market. Most of the Roma and Travellers who do not have work are also not looking for a job, and women are even less likely to search for work than men. That could reflect entrenched stereotypes about the domestic role of women (Figure 17). Among those currently not working, the percentage not looking for a job is lowest among Belgian Roma with 31% on average. In France, the Netherlands and the United Kingdom, 90 % or more of the men are not looking for a job, despite being unemployed.



FIGURE 18: MAIN REASONS FOR ROMA AND TRAVELLERS NOT LOOKING FOR WORK, ONLY RESPONDENTS AGED 20–64 YEARS CURRENTLY NOT WORKING AND NOT LOOKING FOR WORK, BY SURVEY GROUP AND SEX (%)^{a,b}



Source: FRA, RTS 2019

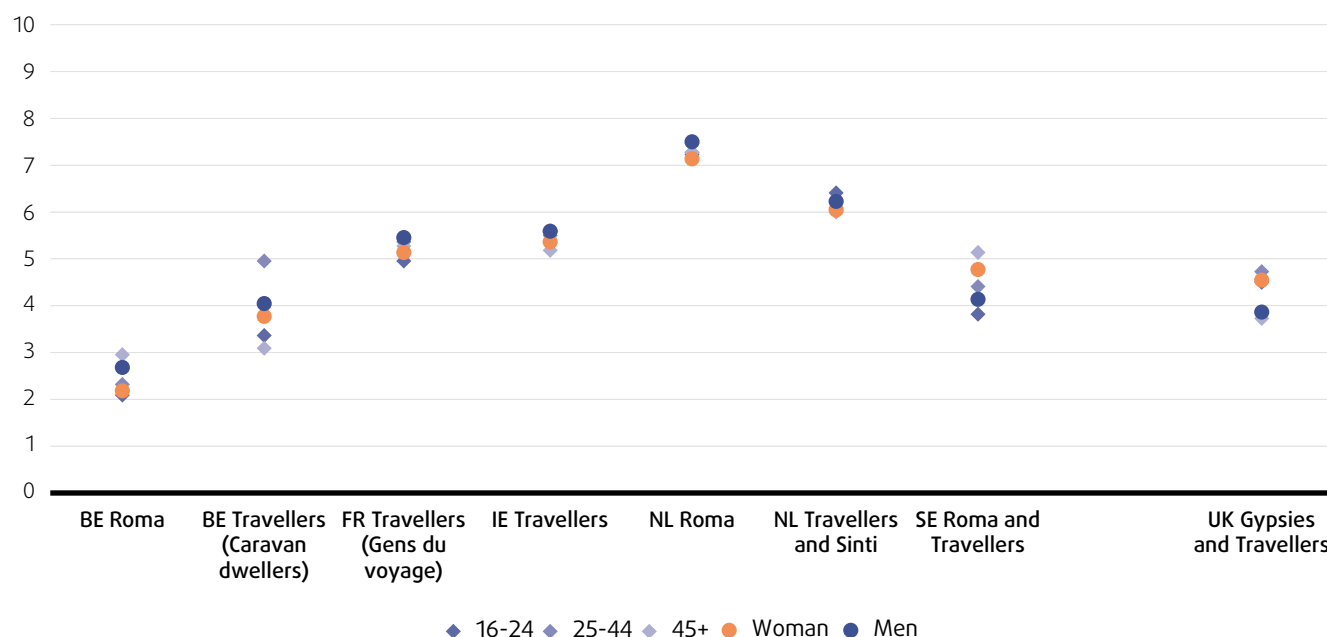
The survey also asked about the main reasons for not looking for work (Figure 18). Every second woman indicates childcare or other home-based obligations. Health problems are the main reason for 17 % of women and 36 % of men. Some 26 % of Roma and Travellers men and 11 % of the women report that they think it is hopeless to look for a job or they think they will not be hired because of their Roma and Traveller background.

Notes:

- ^a Out of all respondents who have not been looking for work and currently do not work, aged 20–64 years (n = 1,757); weighted results.
- ^b Question: “What are the main reasons why you are not looking for work?” “Resignation combines the answer categories: Because there are no jobs/it’s hopeless AND Nobody hires me because of my [ROMA/ TRAVELLERS BACKGROUND]”.



FIGURE 19: FEELING EXCLUDED FROM SOCIETY ON A SCALE FROM 0 TO 10, WHERE 0 MEANS NOT AT ALL EXCLUDED AND 10 MEANS COMPLETELY EXCLUDED, BY SURVEY GROUP, AGE GROUP AND SEX (AVERAGE)^{a,b}



Source: FRA, RTS 2019

Notes:

^a Out of all respondents, aged 16+ (n = 4,659); weighted results.

^b Question: "Overall, to what extent would you say that you feel excluded from the society? Please answer on a scale from 0 to 10, where 0 means not at all excluded and 10 means completely excluded."

4.2 FEELING EXCLUDED FROM SOCIETY

Resignation and lack of hope are reflected in the answer categories 'because there are no jobs/it's hopeless' and 'Nobody hires me because of my Roma/ Traveller background' to the question about the main reason not looking for work. Actual and perceived exclusion from society in many areas of life are major barriers to accessing the labour market.

This becomes visible in Figure 19. The survey asked if Roma and Travellers feel excluded, on a scale of 0 to 10, where 10 means completely excluded. On average, the feeling of exclusion is high (4.9) but with notable differences between survey groups and countries. The feeling of exclusion rises with

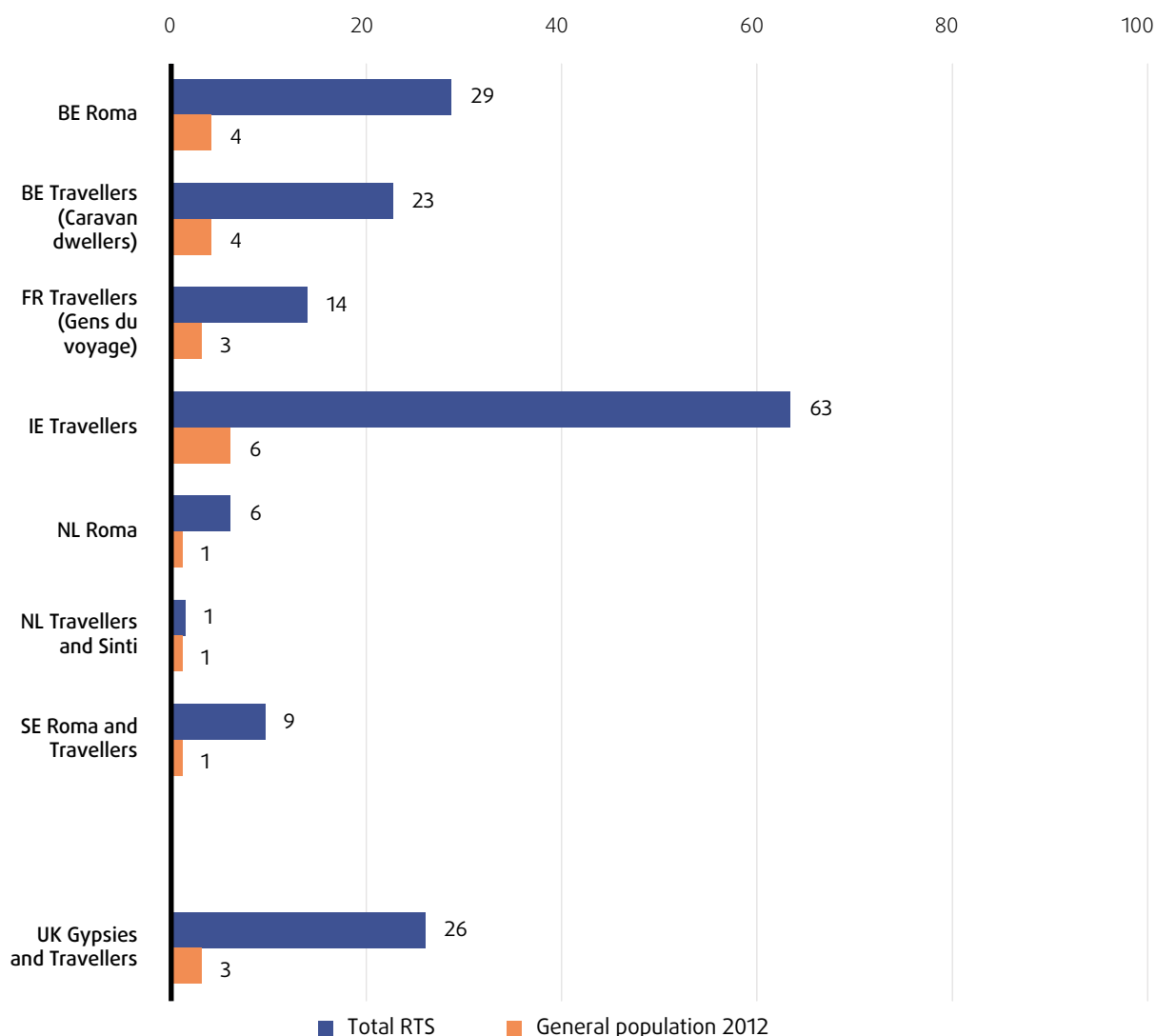
feeling of being discriminated against for being a Roma or Traveller. Belgian Roma feel the least excluded (2.4), and Netherlands Roma (7.3) and Travellers (6.1) feel the most excluded.

Most of the variation is between the groups; differences between age groups and between women and men are small.

A key indicator of financial exclusion is lack of access to a bank account. In the EU, a bank account is generally necessary, and usually required to obtain a regular employment contract. Article 16 of Directive 2014/92/EU on the comparability of fees related to payment accounts, payment account switching and access to payment accounts with basic features requires Member States to "ensure that payment accounts with basic features are offered to consumers by all credit institutions or a sufficient number of credit institutions to



FIGURE 20: SHARE OF ROMA AND TRAVELLERS WHO DO NOT HAVE A BANK ACCOUNT, BY SURVEY GROUP (%)^{a,b,c}



Source: FRA, RTS 2019; The Global Index Database, World Bank 2012

guarantee access thereto for all consumers in their territory”.⁵⁴ Moreover, this article requires Member States to “ensure that consumers legally resident in the Union, including consumers with no fixed address and asylum seekers, and consumers who are not granted a residence permit but whose expulsion is impossible for legal or factual reasons, have the right to open and use a payment account with basic features with credit institutions located in their territory. Such a right shall apply irrespective of the consumer’s place of residence.”

Notes:

- ^a Out of all respondents, aged 16+ (n = 4,659); weighted results.
- ^b Results based on a small number of responses are statistically less reliable. Therefore, results based on 20–49 unweighted observations in a group total or based on cells with fewer than 20 unweighted observations are noted in parentheses. Results based on fewer than 20 unweighted observations in a group total are not published (n.p.).
- ^c Question: “Do you have a bank account?”

⁵⁴ Directive 2014/92/EU of the European Parliament and of the Council of 23 July 2014 on the comparability of fees related to payment accounts, payment account switching and access to payment accounts with basic features Text with EEA relevance, OJ 2014, L 257.

The survey results show that many Roma and Travellers do not have a bank account and for some groups the numbers are far higher than those of the general population. In Ireland 63 % do not have a bank account. Almost every third Roma in Belgium (29 %) and every fourth Traveller or Gypsy in the United Kingdom (26 %) and Caravan dweller in Belgium (23 %) does not have a bank account; in France 14 % of Travellers and in Sweden 9 % of Roma and Travellers do not have one. In 2012, in Belgium, France, the Netherlands, Sweden and the United Kingdom less than 5 % of the general population did not have a bank account; in Ireland 6 % of the general population did not.⁵⁵ Only in the Netherlands is there no difference between Roma and Travellers and the general population (1 %).



⁵⁵ See European Commission (n.d.), **Directive on payment accounts – Factsheet 3: Access to payment accounts**, p. 1.

5

HEALTH AND HEALTHCARE

- ★ The Roma and Travellers surveyed have a lower life expectancy than the general population. Life expectancy at birth for Roma women is 9.8 years shorter than among women in the general population; for Roma men the gap is wider, at 10.2 years.
- ★ In almost all surveyed groups, Roma and Travellers report worse health and more limitations in activities people usually do than the general population. Generally, health status worsens with age; given that Roma and Travellers are on average younger than the general population, the difference is even more notable.
- ★ Medical insurance coverage is quite high (around or above 85 %) across almost all surveyed groups, except in Belgium for both Roma and Caravan dwellers (72 % and 78 %).
- ★ One in 10 respondents was discriminated against when accessing healthcare in the 12 months before the survey.
- ★ Environmental problems in the neighbourhood/halting sites are an issue among French Travellers and Dutch Roma. Travellers in Ireland are especially affected by bad housing conditions such as leaking roofs, mould and damp walls.



The main responsibility for the protection and improvement of human health lies with Member States.⁵⁶ The Racial Equality Directive prohibits any discrimination on grounds of racial or ethnic origin, and promotes equal treatment including in healthcare. Moreover, Article 35 of the EU Charter of Fundamental Rights enshrines the right of everyone to access preventative healthcare and to benefit from medical treatment.⁵⁷

The evaluation of the EU Framework for National Roma Integration Strategies recommends that national Roma integration strategies “should detail how to further include Roma in [...] health [...] and what explicit measures will be developed to overcome specific disadvantages and ensure effective equal access”. The European Commission’s roadmap for the EU’s post-2020 policy on Roma equality and inclusion identifies among its aims to “improve Roma health and increase effective Roma access to healthcare services”.

Roma and Travellers surveyed assess their health quite differently. Three out of four (76 %) French Travellers indicate they perceive their own health as very good or good, compared with one in two (55 %) Caravan dwellers in Belgium. For the other survey groups, the share of Roma and Travellers who assess their personal health as good or very good ranges between 60 % and 70 %. France is the only country where the proportion of Travellers who consider that their health is (very) good is overall higher than that of the general population (76 % versus 68 %). However, this does not apply to the older generation (45+) of Travellers, who assess their health as worse than the general population.

The survey results show considerable gender differences in the proportion of those who consider their health to be (very) good. Women assess their health less often as good or very good than men among Caravan dwellers (22 percentage points less) and Roma (21 percentage points less) in Belgium, and among Roma and Travellers in Sweden (11 percentage points less). The opposite is found among Travellers in Ireland, with women considering their health better than men (7 percentage points more).

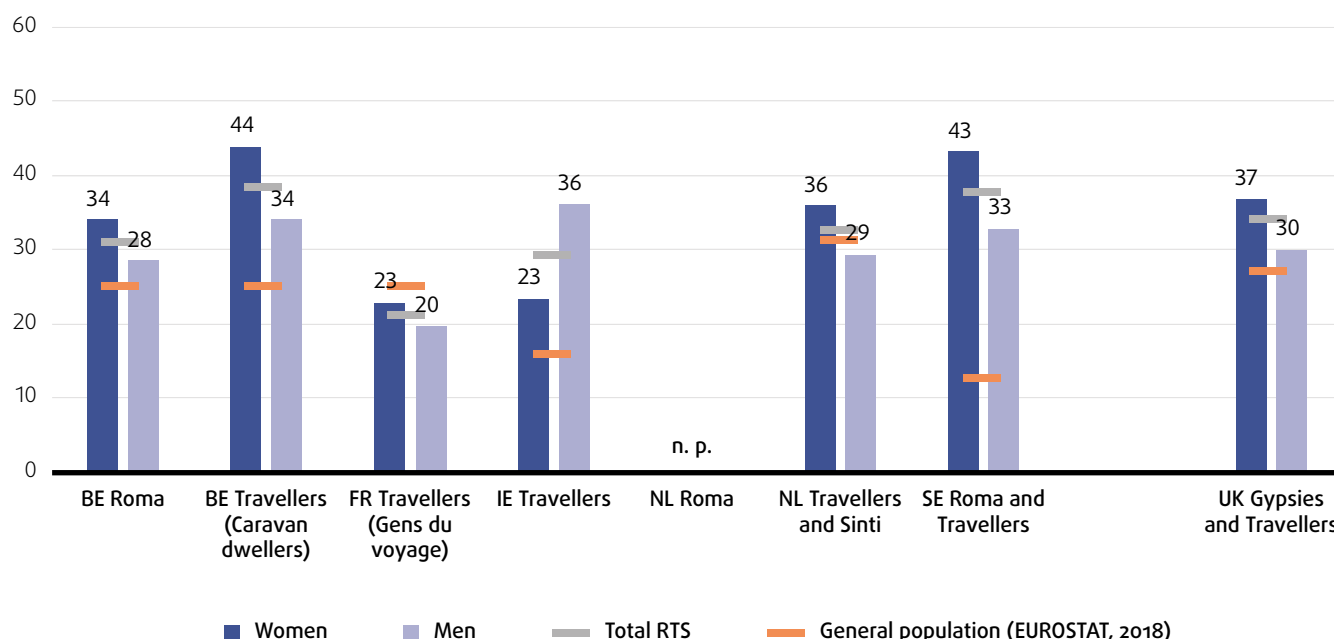
The survey also asked respondents if a health problem has limited them in activities people usually do. Eurostat uses this Global Activity Limitation Indicator (GALI) as a proxy for persons with disabilities (see Figure 21). France is the only country where a smaller percentage of Travellers than the general population report any or severe limitations in activities people usually do due to health problems. However, the Traveller respondents are on average younger than the general population, which influences the result. Taking this into account, the differences between Travellers in France and the general population disappear for those under 45 years old. The older generation (45+) of French Travellers is more limited in its daily activities than the general population.



⁵⁶ TFEU, Articles 4, 6, 9 and 168.

⁵⁷ Charter of Fundamental Rights of the European Union, 2012/C 326/02, Article 35.

FIGURE 21: SHARE OF ROMA AND TRAVELLERS WITH (SEVERE) LIMITATIONS IN ACTIVITIES PEOPLE USUALLY DO DUE TO HEALTH PROBLEMS, BY SURVEY GROUP AND SEX (%)^{a,b,c,d}



Sources: FRA, RTS 2019; Eurostat, European Union Statistics on Income and Living Conditions (EU-SILC) survey 2018, General population

Notes:

- ^a Out of all respondents, aged 16+ (n = 4,659); weighted results.
- ^b Results based on a small number of responses are statistically less reliable. Therefore, results based on 20–49 unweighted observations in a group total or based on cells with fewer than 20 unweighted observations are noted in parentheses. Results based on fewer than 20 unweighted observations in a group total are not published (n.p.). The values for NL Roma cannot be published because of a high number of missing answers (> 50 %).
- ^c Question: “For at least the past six months, to what extent have you been limited because of a health problem in activities people usually do? Would you say you have been severely limited, limited but not severely or not limited at all?”
- ^d Eurostat: hlth_silc_06 (downloaded 6 April 2020).

Differences between survey respondents and the general population are particularly pronounced for Roma and Travellers in Sweden. The share of Roma and Travellers experiencing activity limitations is almost three times higher than in the general population.

Large gender differences can be observed among Travellers in Belgium and Roma and Travellers in Sweden; women are 10 percentage points more often affected by health-caused limitations than men. In Ireland, this share is again reversed, with men reporting problems in this area more often than women (13 percentage points).

Chronic health issues can result from unhealthy housing conditions and environmental hazards. As many as 13 % of Roma and Travellers live in accommodation with leaking roofs, damp walls or rot in window frames or floor, the survey results show. The percentage is highest for Travellers in Ireland, a quarter of whom live in such conditions (25 %). In Ireland and Sweden, the proportions of Roma and Travellers living in such conditions are much higher than among the general population (25 % versus 12 % and 12 % versus 8 %). The differences between the general population and Roma and Travellers are most pronounced among those living in houses/apartments in a bad condition.

Every fifth Roma and Traveller household is affected by environmental problems such as pollution, grime, smoke, dust, unpleasant smells or polluted water in their local area (Figure 22). By comparison, 15 % of the general population across the EU-27 is affected by similar conditions.



There is a notable difference between types of housing. Those living in caravans face environmental problems in their local area more often than Roma and Travellers living in houses and apartments (26 % versus 17 %). However, among the Caravan dwellers living in official halting sites, 25 % report pollution, grime, smoke, dust, unpleasant smells or polluted water in the local area, while among those in non-official halting sites, or on familial or non-specified land, 43 % do. There is also a difference between Roma and Travellers living in apartments or houses and those in caravans: while 13 % of Roma and Travellers living in houses or apartments in (fairly) good condition report environmental problems in their local area, such problems affect 32 % of Roma and Travellers living in apartments or houses in bad condition.

Environmental problems are higher among French Travellers and Roma in the Netherlands (both 31 %), and twice as high as reported by the general population in those countries (13 % and 16 % respectively).

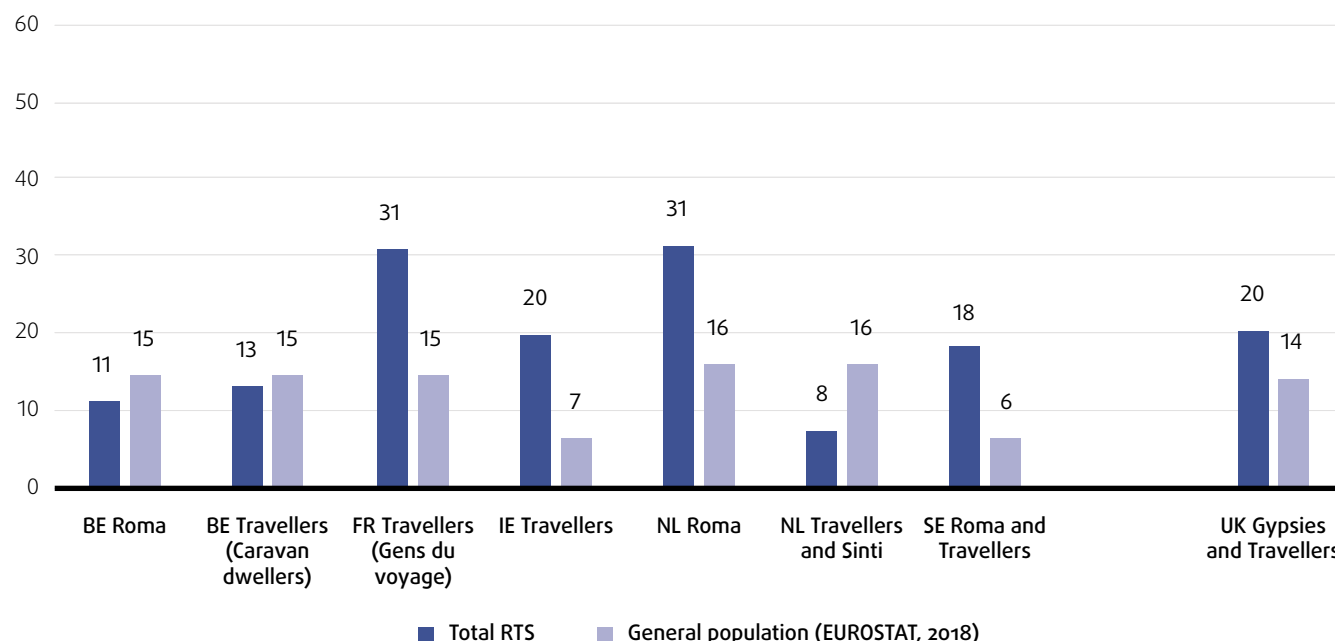
In Ireland, Sweden and the United Kingdom, every fifth respondent reports pollution, grime and other environmental problems in the local area. The lowest percentages are among Belgian Roma (11 %) and Dutch Travellers (8 %), who indicate environmental problems notably less often than the general population.

"The living conditions that me and my baby are forced to live in are totally unacceptable in this day and age. We live in wet and damp conditions which are very unhealthy for both myself and my baby."
(Ireland, woman, 28, Travellers)

"The dampness in my children's rooms is not healthy for my boys, who suffer from asthma."
(Ireland, woman, 35, Travellers)

"Our area is located near an asbestos depot, we are forced to move every two or three months because there is no room in the camps."
(France, man, 63, Travellers)

FIGURE 22: SHARE OF ROMA AND TRAVELLERS LIVING IN ACCOMMODATION WITH POLLUTION, GRIME OR OTHER ENVIRONMENTAL PROBLEMS IN THE LOCAL AREA, SUCH AS SMOKE, DUST, UNPLEASANT SMELLS OR POLLUTED WATER, BY SURVEY GROUP (%)^{a,b,c}



Source: FRA, RTS 2019; Eurostat, EU-SILC survey 2018, General population

Notes:

- ^a Out of all household members ($n = 12,856$); weighted results. Information is at household level and the analysis includes all persons in the household.
- ^b Question: "Does your accommodation/the place where you live have any of the following problems?"
- ^c Eurostat: *ilc_mdho01* (downloaded 31 March 2020).

5.1 LIFE EXPECTANCY OF ROMA AND TRAVELLERS

Life expectancy at birth can be interpreted as the mean number of years that a person can expect to live at birth if the overall mortality conditions of a given year remain constant. Living, working and housing conditions, as well as access to adequate health services, are important elements for good health and long life expectancy.

The life expectancy of Roma and Travellers in the six survey countries is notably below that of the general population. The estimates suggest a disadvantage of Roma and Travellers in life expectancy at birth of 9.8 years among women and 10.2 years among men.⁵⁸ The estimated life expectancy at birth of Roma and Traveller women surveyed ranges between 70.1 years in Belgium and 75.7 years in the United Kingdom, and that of men between 64.6 years in Belgium and 69.0 years in Sweden (see Table 3). The disadvantages of Roma and Travellers compared with the corresponding general populations vary from 8.4 years for male Travellers in Ireland and 7.1 years for female Gypsies and Travellers in the United Kingdom to 14.2 and 13.6 years for male and female Roma and Caravan dwellers in Belgium.

⁵⁸ Life expectancy of Roma and Travellers is based on indirect estimation with the orphanhood method based on survey information on maternal and paternal survival, i.e. whether respondents' mothers and fathers were still alive at the time of the survey or not. See Luy, M. (2009), 'Estimating mortality differentials in developed populations from survey information on maternal and paternal orphanhood', European Demographic Research Papers No. 2009-3, Vienna Institute of Demography; Luy, M. (2010), 'Estimating mortality differentials in developed populations from survey information on maternal and paternal orphanhood', Supplement to European Demographic Research Papers No. 2009-3, Vienna Institute of Demography. The estimates refer to the forecast trend of 2016 (latest available data for the general population). More details are in the Annex.

TABLE 3: LIFE EXPECTANCY AT BIRTH, ESTIMATES FOR 2016, BY COUNTRY (YEARS)^{a,b,c}

Country	Difference in years		Roma and Travellers		General population	
	Women	Men	Women	Men	Women	Men
BE	13.6	14.2	70.1	64.6	83.7	78.8
FR	10.9	7.9	74.4	71.4	85.3	79.3
IE	8.2	8.4	75.2	71.3	83.4	79.7
NL (Travellers and Sinti)	8.3	12.5	74.8	67.4	83.1	79.9
SE	10.1	11.6	74.0	69.0	84.1	80.6
UK	7.1	10.3	75.7	68.9	82.8	79.2

Notes:

^a Estimates for Roma and Travellers based on the orphanhood method (Luy 2009 & 2010).

^b Because of small sample sizes, Caravan dwellers and Roma in Belgium are merged and the estimates for Roma in the Netherlands are not published.

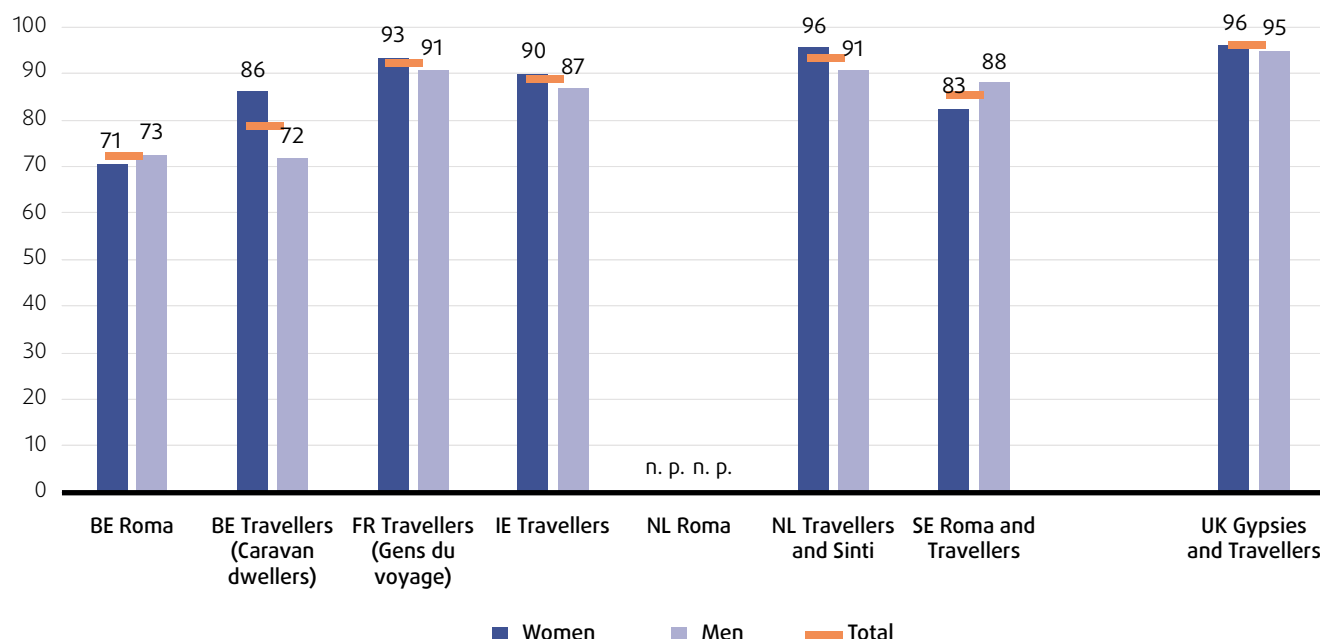
^c Details about the specific estimates are in the Annex.

Source: FRA, RTS 2019 (unweighted data); General population: [Human Mortality Database](#) (data downloaded: 4 March 2020)

Most Roma and Travellers in the six surveyed countries report that they are covered by public or private medical insurance (Figure 23). In France, Ireland, the Netherlands and the United Kingdom, close to or more than 90 % of the respondents are covered by the national basic health insurance scheme or additional (private) health insurance. In Belgium, however, both survey groups (Roma and Caravan dwellers) have medical coverage rates of less than 80 % (72 % and 78 %). Among the Caravan dwellers it seems to affect men more (72 % coverage for men, 86 % for women), whereas almost no gender gap can be observed among Roma (women 71 %; men 73 %). Answering no to the question on medical insurance can mean that the respondent lacks medical insurance or that they do not know that they are or can be covered by state medical insurance. In any case, the consequences will be the same, as those who are not aware of their right to medical insurance may not make use of medical services and treatments when necessary.



FIGURE 23: SHARE OF ROMA AND TRAVELLERS WHO INDICATE THAT THEY ARE COVERED BY NATIONAL BASIC HEALTH INSURANCE AND/OR ADDITIONAL INSURANCE, BY SURVEY GROUP AND SEX (%)^{a,b,c}



Source: FRA, RTS 2019

Notes:

^a Out of all respondents, aged 16+ (n = 4,659); weighted results.

^b Results based on a small number of responses are statistically less reliable. Therefore, results based on 20–49 unweighted observations in a group total or based on cells with fewer than 20 unweighted observations are noted in parentheses. Results based on fewer than 20 unweighted observations in a group total are not published (n.p.).

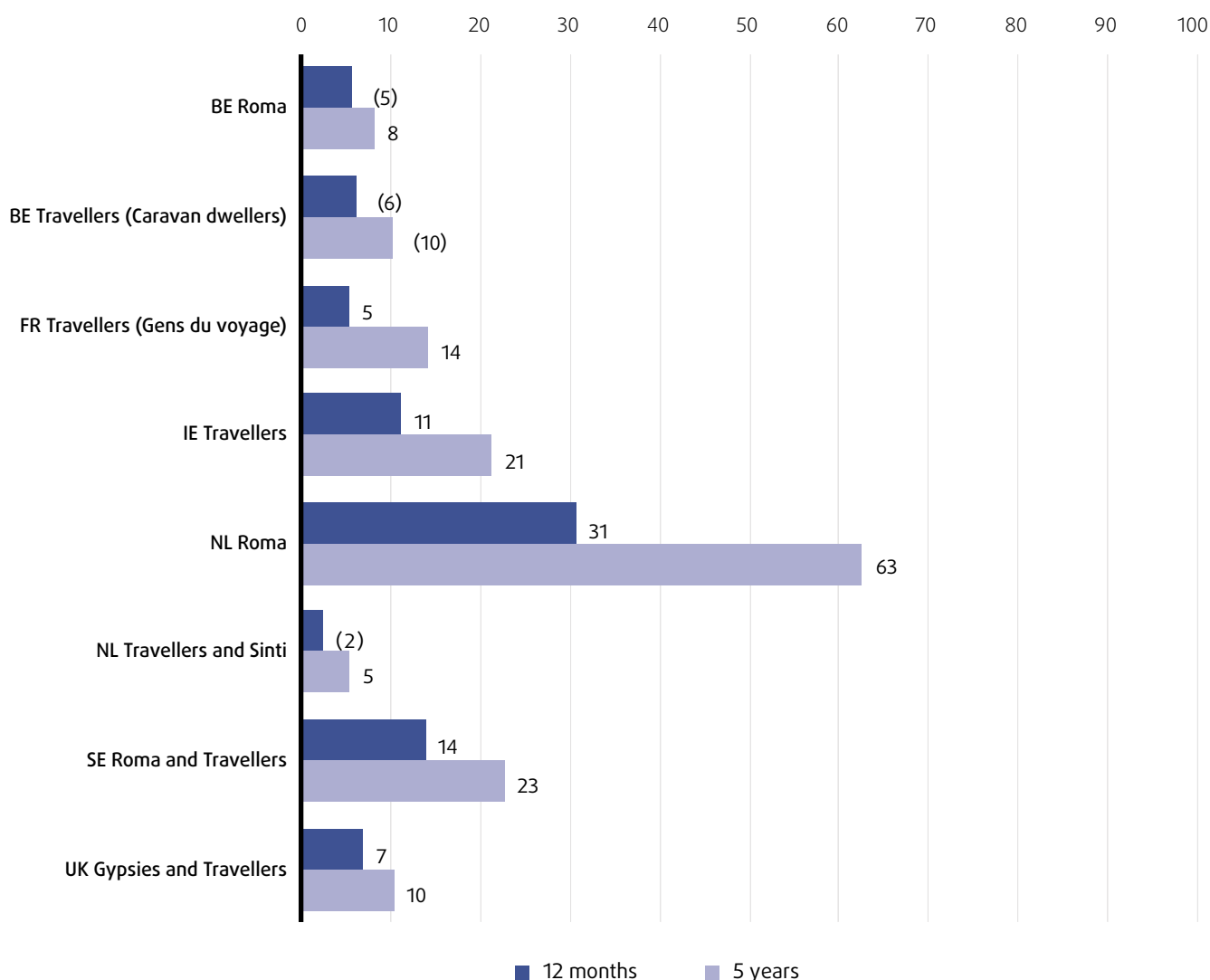
The values for NL Roma cannot be published because of a high number of missing answers (> 50 %).

^c Question: “Does the [NATIONAL BASIC HEALTH INSURANCE SCHEME] currently cover your health care expenses?”; “Do you have any additional health insurance?”

Roma and Travellers encountered discrimination when accessing the health services in all surveyed countries, albeit there are some notable differences between survey groups (Figure 24). One in 10, or fewer, Travellers and Sinti from the Netherlands and Gypsies and Travellers from the United Kingdom reported that they were discriminated against because of being Roma or Travellers in the previous 12 months or five years. Roma and Travellers in Sweden, Travellers in Ireland and Roma in the Netherlands experience discrimination substantially more often when accessing health services.



FIGURE 24: SHARE OF ROMA AND TRAVELLERS WHO FELT DISCRIMINATED AGAINST BECAUSE OF BEING ROMA/TRAVELLERS IN THE 12 MONTHS OR THE FIVE YEARS BEFORE THE SURVEY, WHEN ACCESSING THE HEALTH SERVICES, BY SURVEY GROUP (%)^{a,b,c}



Source: FRA, RTS 2019

Notes:

- ^a Out of all respondents who have used the healthcare system in the five years before the survey (n = 3,522); weighted results.
- ^b Results based on a small number of responses are statistically less reliable. Therefore, results based on 20–49 unweighted observations in a group total or based on cells with fewer than 20 unweighted observations are noted in parentheses. Results based on fewer than 20 unweighted observations in a group total are not published (n.p.).

6

POVERTY AND SOCIAL EXCLUSION

- ★ In some of the most affluent countries in the EU, the numbers of Roma and Travellers who say that they went to bed hungry at least once in the past month are startling.
- ★ In Sweden, every fifth Roma and Traveller, including their children (22 %), went hungry to bed at least once in the previous month. The proportion was lower in Belgium (15 % for Roma and 13 % for Caravan Travellers), and in France and Ireland (10 %).
- ★ Half of Roma and Travellers living in Sweden have difficulties or great difficulties in making ends meet. In Sweden, every second Roma or Traveller child lives in such a household.
- ★ Every fourth Roma and Traveller child across the six countries surveyed lives in a household affected by severe material deprivation. This means its household members cannot afford basic items, such as healthy food or heating, or are in arrears with paying the rent and cannot afford a week of holidays in a year.



Among the major aims of the EU are to promote the well-being of the European people, to combat social exclusion and to promote social justice.⁵⁹ Combating poverty and exclusion is therefore part of the general objectives and commitments of the EU.

Article 34 of the EU Charter of Fundamental Rights reaffirms the need to combat poverty and social exclusion, recognising the right to social assistance to ensure a decent existence for all those who lack sufficient resources. The EU Treaties and the Charter also pay special attention to the situation of children living in poverty or social exclusion. They introduce and enshrine in the EU legal order the rights of the child, especially the right of children to such protection and care as is necessary for their well-being.⁶⁰

Living in poverty or social exclusion, particularly when facing severe material deprivation, may also interfere with and violate human dignity, which is one of the founding values of the EU. Article 1 of the EU Charter recognises human dignity as inviolable. Member States run the risk of being under scrutiny for violating the Charter if their actions that fall within the scope of EU law result in people not being able to meet their most basic needs, such as food, clothing or housing. This was the approach of the Court of Justice of the EU in a decision related to the access of an asylum seeker to material reception conditions in accordance with the EU asylum legislation.⁶¹ The Europe 2020 Strategy highlights the significance of fighting poverty and social exclusion. It adopted a headline target to reduce the number of people living at risk of poverty and social exclusion by 25 %, lifting over 20 million people out of poverty by 2020.⁶² The proclamation of the European Pillar of Social Rights reaffirmed the need to combat poverty.⁶³ Principle 11 thereof recognises the right of children to be protected from poverty, and the right of children from disadvantaged backgrounds “to specific measures to enhance equal opportunities”.

Some progress has been made on the general objective of fighting poverty, the evaluation of the EU Framework for National Roma Integration Strategies up to 2020 observes, but it considers that progress made in education, employment, housing and health has not reduced poverty among Roma. The roadmap of the European Commission for the EU’s post-2020 policy on Roma equality and inclusion identifies among its aims to “reduce Roma poverty”.⁶⁴



⁵⁹ Treaty on European Union, 2012/C 326/01, Article 3.

⁶⁰ Treaty on European Union, 2012/C 326/01, Article 3; Charter of Fundamental Rights of the European Union, 2012/C 326/02, Article 24.

⁶¹ Judgment of the Court (Grand Chamber), C-233/18, *Zubair Haqbin v. Federaal Agentschap voor de opvang van asielzoekers*, 12 November 2019.

⁶² Europe 2020: A strategy for smart, sustainable and inclusive growth, COM/2010/2020 final.

⁶³ European Union (2017), *Interinstitutional Proclamation on the European Pillar of Social Rights*, 2017/C 428/09, 13 December 2017.

⁶⁴ European Commission, *Roadmap regarding the initiative setting out the EU post-2020 Roma equality and inclusion policy*, Ref. Ares(2020)1003902, 17 February 2020, p.2.

Supporting the social inclusion of Roma and Travellers with EU funds

The promotion of social inclusion, combating poverty and any discrimination, was one of the thematic objectives of the ESF and the ERDF for the funding period 2014–2020. The socio-economic integration of Roma was an explicit investment priority under this thematic objective. The existence of a national Roma inclusion strategy was a requirement (“ex ante conditionality”) for Member States to have access to EU funding. A one-off exercise assessed it before the approval of EU funded programmes. At the same time, the EU adopted the Fund for European Aid to the Most Deprived to help people living in severe poverty, by supporting the distribution of food and/or other material assistance, and by providing social inclusion services.

For the new EU funding period 2021–2027, the proposal of the European Commission includes “a more social Europe implementing the European Pillar of Social Rights” (Article 4 (1) (d)) among the general policy objectives of EU funds. The socio-economic integration of Roma remains a specific objective of investment. The existence of a national Roma integration strategy also remains a requirement (“enabling condition”) for Member States to access funding. The European Commission’s proposal further reinforces the new conditionality system to ensure that Member States act in compliance with their commitments throughout the funding period and not just during the phase of the approval of the programmes.

See **Common Provisions Regulation EU/1303/2013; Regulation EU/223/2014 on the Fund for European Aid to the Most Deprived; Proposal of the European Commission on new Common Provisions Regulation.**

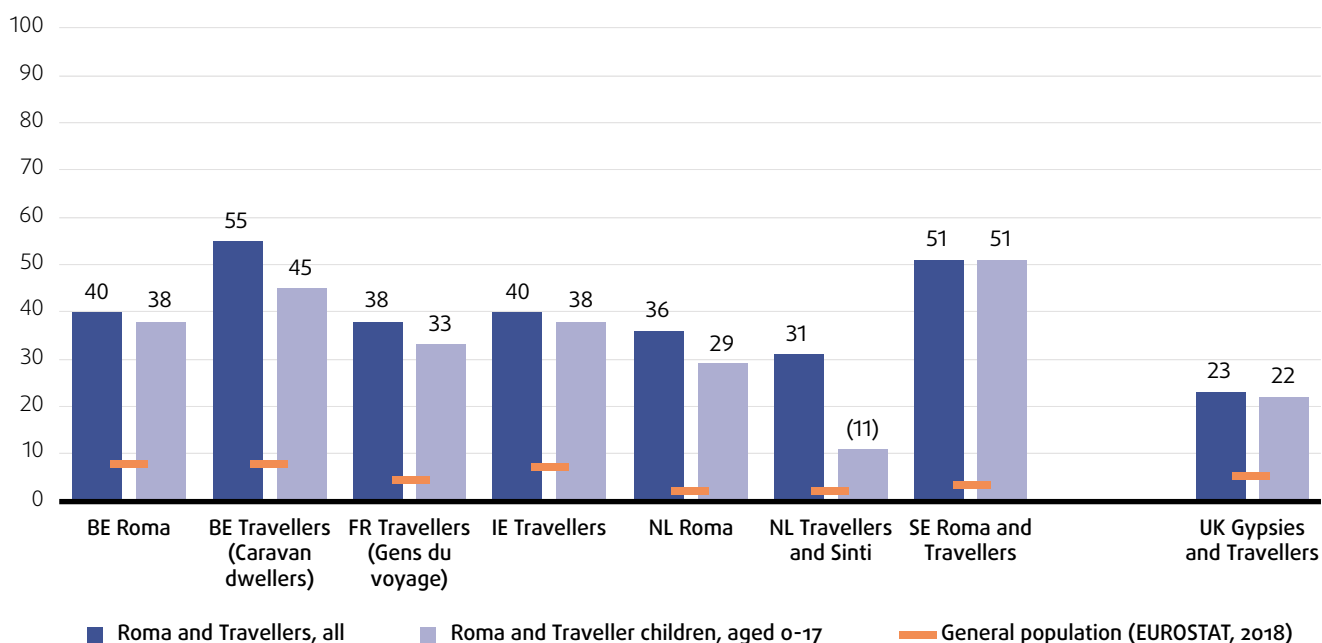
The six survey countries are among the wealthiest current and former EU Member States. The levels of poverty and social exclusion among Roma and Travellers there call for more than measures designed to improve the situation of Roma and Travellers in the core areas of education, employment, housing and health. The post-2020 EU policy on Roma inclusion needs to propose policy measures, and funding sources, specifically designed to lift significant numbers out of poverty in the shortest timeframe possible.

The survey asked respondents if their total household income is sufficient for their needs.⁶⁵ The results show that Roma and Traveller households in all survey countries struggle to make ends meet (Figure 25). For example, 51 % of the Roma and Travellers in Sweden live in a household that has difficulties or great difficulties in making ends meet, compared with 4 % of the general population. In comparison, 45 % of the Roma surveyed in southern or central and eastern European Member States in 2016 indicated that they had difficulties in making ends meet. The lowest share of persons in households that struggle financially is in the United Kingdom (23 %), followed by the Netherlands with 31 % for Travellers and 36 % for Roma. On average, 38 % of Roma or Traveller children live in a household with notable difficulties in making ends meet.



⁶⁵ Information was collected at household level and all persons in the household are included in the analysis, not only the respondents, so the analysis can cover children.

FIGURE 25: SHARE OF ROMA AND TRAVELLERS LIVING IN HOUSEHOLDS THAT HAVE (GREAT) DIFFICULTIES IN MAKING ENDS MEET, BY SURVEY GROUP (%)^{a,b,c,d}



Source: FRA, RTS 2019; Eurostat, EU-SILC survey 2018 General population

In 2018, on average 6.5 % of all children in the EU-27 were living in conditions of severe material deprivation. In stark contrast, across the six Member States surveyed in 2019, 23 % of Roma and Traveller children live in a household characterised by severe material deprivation, meaning that it cannot afford such basic things as healthy food, heating, paying rent and having one week of holidays in a year.

Notes:

- ^a Out of all household members ($n = 12,983$); weighted results.
- ^b Results based on a small number of responses are statistically less reliable. Therefore, results based on 20-49 unweighted observations in a group total or based on cells with fewer than 20 unweighted observations are noted in parentheses. Results based on fewer than 20 unweighted observations in a group total are not published (n.p.).
- ^c Question: "Thinking of your household's total income, is your household able to make ends meet? With great difficulty, with difficulty, with some difficulty, fairly easily, easily, very easily."
- ^d Eurostat: ilc-mdes09 (downloaded 6 March 2020).

Proposal to establish an EU Child Guarantee to fight child poverty

The European Parliament proposed an EU Child Guarantee in 2015. It aims to establish a policy framework at the EU level to help fight child poverty. The concrete objective of the proposal is to ensure that children at risk of poverty or social exclusion, in particular children in vulnerable situations, such as many Roma children, have access to free healthcare and education, in particular early childhood education and care, as well as adequate nutrition and decent housing. The European Commission is currently working to identify the specific content, requirements and funding framework. It published a feasibility study for a Child Guarantee in March 2020. The adoption of the EU Child Guarantee is expected in 2021.

*See European Parliament, **European Parliament resolution of 24 November 2015 on reducing inequalities with a special focus on child poverty**; European Commission, **An EU Child Guarantee for children in vulnerable situations**.*

Defining 'severe material deprivation'

The EU's Social Protection Committee advises ministers in the Employment and Social Affairs Council. It defines severe material deprivation as the enforced inability to pay for at least four of the following items: (i) unexpected expenses; (ii) one week's annual holiday away from home; (iii) arrears (mortgage or rent, utility bills or hire purchase instalments); (iv) a meal with meat, chicken or fish every second day; (v) keeping the home adequately warm; (vi) a washing machine; (vii) a colour TV; (viii) a telephone; (ix) a personal car. In 2017 the SPC recommended a new deprivation indicator with 13 items to replace the current indicator in future data collections, which should disaggregate children and adults. The EU is currently developing a child-specific deprivation indicator.

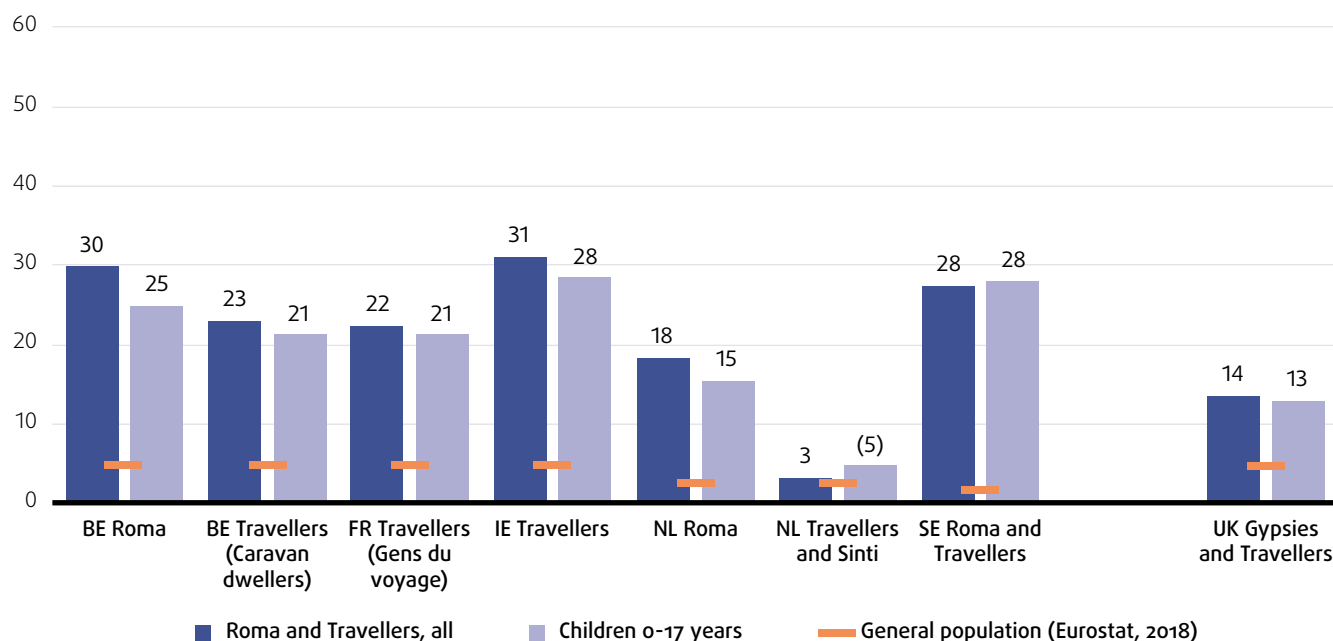
*See European Commission, **Social Protection Committee; Social Protection Committee Indicators Sub-group, EU social indicators – Europe 2020 poverty and social exclusion target; The new EU indicator of material and social deprivation**.*

Figure 26 shows some notable differences between countries. As many as 28 % of Traveller children in Ireland and Sweden and 25 % of Roma children in Belgium grow up in severe material deprivation. Levels of severe material deprivation, in particular among children, are still alarmingly high in the other countries: 21 % among Caravan dweller children in Belgium and in France, 15 % among Roma children in the Netherlands and 13 % among Gypsy and Traveller children in the United Kingdom.

"I now live in a house where I can hardly afford the rent, we were forced to leave the caravan camp, the land was sold, the municipality gave us a relocation premium which was spent on furnishing the rental home. I'm still saving old iron and metals to try to make ends meet and pay other bills. I am also helped by others to eat. I want to leave, if I can buy a caravan suitable for traveling, I want to get immediately away. There must be camps where caravans can stand again. Round trips must be possible again without problems. If I had the money to purchase good travel facilities, I would be gone, and sell my furniture immediately."
(Netherlands, man, 79 years, Travellers)



FIGURE 26: SHARE OF ROMA AND TRAVELLERS LIVING IN HOUSEHOLD IN SEVERE MATERIAL DEPRIVATION (FOUR OUT OF NINE SELECTED ITEMS), BY SURVEY GROUP AND AGE (%)^{a,b,c,d}



Source: FRA, RTS 2019; Eurostat, EU-SILC survey 2018, General population

At the international level, Article 11 of the International Covenant on Economic, Social and Cultural Rights sets out the right of everyone to an adequate standard of living, and the right to be free from hunger.⁶⁶ In a similar approach, Article 27 of the Convention on the Rights of the Child refers to the obligation of States Parties to ensure the right of every child to a standard of living adequate for their physical, mental, spiritual, moral and social development, encompassing the rights to food, clothing and housing.⁶⁷

SDG 2 requires to “ensure access by all people, in particular the poor and people in vulnerable situations, including infants, to safe, nutritious and sufficient food all year round” by 2030 (Target 2.1).⁶⁸

Notes:

^a Out of all household members ($n = 12,983$) and of all children aged 0–17 ($n = 3,986$); weighted results.

^b Results based on a small number of responses are statistically less reliable. Therefore, results based on 20–49 unweighted observations in a group total or based on cells with fewer than 20 unweighted observations are noted in parentheses. Results based on fewer than 20 unweighted observations are not published.

^c Severe material deprivation is defined as the enforced inability to pay for at least four out of nine items: unexpected expenses; a one-week annual holiday away from home; a meal involving meat, chicken or fish every second day; the adequate heating of a dwelling; a washing machine; a colour television; a telephone; a car; payment arrears (mortgage or rent, utility bills, hire purchase instalments or other loan payments).

^d Eurostat: ilc_mddd11 (downloaded 12 March 2020).

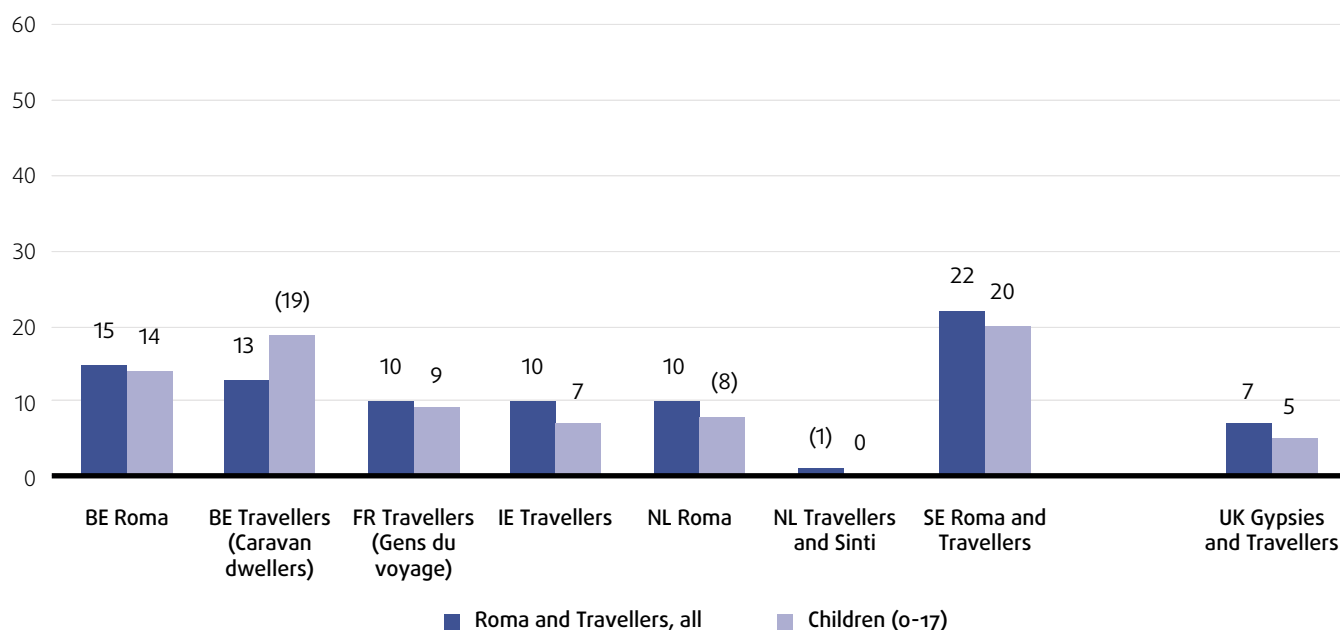


⁶⁶ UN General Assembly (1966), **International Covenant on Economic, Social and Cultural Rights**, Article 11, 3 January 1976.

⁶⁷ UN General Assembly (1989), **Convention on the Rights of the Child**, Article 27, 2 September 1990.

⁶⁸ United Nations (n.d.), **Sustainable development goals: Goal 2**.

FIGURE 27: SHARE OF ROMA AND TRAVELLERS AND THEIR CHILDREN LIVING IN HOUSEHOLDS WHERE AT LEAST ONE PERSON HAD TO GO HUNGRY TO BED AT LEAST ONCE IN THE LAST MONTH BECAUSE THERE WAS NOT ENOUGH MONEY FOR FOOD, BY SURVEY GROUP (%)^{a,b,c}



Source: FRA, RTS 2019

Notes:

- ^a Out of all household members ($n = 12,983$) and on all children aged 0-17 ($n = 3,986$); weighted results.
- ^b Results based on a small number of responses are statistically less reliable. Therefore, results based on 20-49 unweighted observations in a group total or based on cells with fewer than 20 unweighted observations are noted in parentheses. Results based on fewer than 20 unweighted observations are not published.
- ^c Question: "In the past month, have you or anyone in the household ever gone to bed hungry because there was not enough money for food?"

Hunger is not eliminated in Europe; in eastern and southern European Member States, every fourth Roma lives in a household where people faced hunger at least once in the last month, EU-MIDIS II showed.⁶⁹ In some of the more affluent countries surveyed, the situation is similar (Figure 27). For example, in Sweden, 22 % of all Roma and Travellers indicate that in the month before the survey a person had to go to bed hungry at least once. For all survey groups in all countries, except for Travellers in the Netherlands, unexpectedly high rates of adults and children face hunger. In France and Ireland, 10 % of the Travellers surveyed faced hunger at least once in the last month; in Belgium 15 % of the Roma and 13 % of the Caravan Travellers did so.



⁶⁹ FRA (2018), **Second European Union Minorities and Discrimination Survey: Roma – Selected findings**, Luxembourg, Publications Office, p. 16.

7

ACCESS TO HOUSING AND NOMADIC LIFESTYLE

- ★ Almost half of the respondents report being discriminated against when looking for housing in the five years before the survey.
- ★ More than 90 % of Travellers in Ireland, Belgium and the Netherlands consider that there are not enough places – especially appropriate halting sites – in the country for them.
- ★ Travelling as a way of life is the most important reason for moving (24 %). However, evictions, failure to extend a contract, and financial reasons force Roma and Travellers to move.
- ★ In Belgium, 10 % of Caravan dwellers and 5 % of Roma, and the same proportion of Travellers in France, were evicted at least once in the five years before the survey. Across survey groups, 4 % of the respondents have been evicted at least once. Meanwhile, 8 % of the Roma and Travellers surveyed expect the authorities to evict them or force them to move in the next 6 months.
- ★ Roma and Travellers lack basic amenities in their accommodation and suffer from severe housing deprivation much more often than the general population (less than 3 % for the general population in the survey countries). Roma and Travellers living in apartments or houses in bad condition (26 %) generally show higher severe deprivation rates than those living in apartments or houses in better condition (10 %).
- ★ Lack of access to public services such as public transport or post is notably high in France. Around a fifth of Caravan dwellers in Belgium, and Gypsies and Travellers in the United Kingdom, do not have access to tap water or electricity at halting sites.



Adequate housing is essential for decent living and for tackling poverty and social exclusion. Article 34 (3) of the EU Charter of Fundamental Rights recognises the right to housing assistance “in order to combat social exclusion and poverty” and “to ensure a decent existence for all those who lack sufficient resources”.

Like in many other social policy areas, the main responsibility to act lies with Member States.⁷⁰ However, housing is also among the goods and services available to the public. Hence, Member States must ensure access to housing without any discrimination based on racial or ethnic origin, as the Racial Equality Directive requires.

Moreover, the EU has authority over the internal market and consumer protection, so it can legislate on housing services and protect consumers’

⁷⁰ TFEU, Articles 4 and 153.

rights.⁷¹ In addition, the EU may help improve housing by assisting Member States by funding social infrastructure, supporting deprived communities in urban and rural areas and promoting the socio-economic integration of marginalised communities, such as Roma and Travellers, in particular through the ERDF and the ESF.⁷²

National Roma integration strategies “should detail how to further include Roma in [...] housing policies and what explicit measures will be developed to overcome specific disadvantages and ensure effective equal access”, according to the evaluation of the EU Framework for National Roma Integration Strategies.⁷³ The roadmap of the European Commission for the EU’s post-2020 policy on Roma equality and inclusion identifies among its aims to “increase effective Roma access to housing and essential services”.⁷⁴ Roma and Travellers in the diverse groups surveyed also have very distinct housing situations reflecting different ways of life. Travellers surveyed in Belgium, France, the Netherlands and the United Kingdom (Figure 28) live almost exclusively in caravans (96 % and more). Information is at household level and the analysis includes all persons in the household, including children, not only the respondents. Only a small minority (less than 6 %) of the respondents were living in caravans at the time of the survey and had a house or apartment somewhere else; the majority live permanently in caravans throughout the year. The majority of Ireland’s Travellers live in fixed housing: almost three out of four live in a house or apartment (72 %) and only one out of four live in a caravan (23 %).

Roma in Belgium and the Netherlands, and Roma and Travellers in Sweden, mostly live in apartments or houses in varying conditions; very few live in caravans. In Sweden, almost all surveyed households live in apartments, of which the respondents describe 70 % as being in good condition. In Belgium, the interviewees describe the majority of the apartments and houses as in good condition (80 %). In the Netherlands, 65 % of Roma live in apartments or houses deemed to be in good condition.

“I wanted to buy a condominium but the association did not approve it because of Romani surnames. I had to change to a Swedish surname.”

(Sweden, woman, 51, Roma and Travellers)



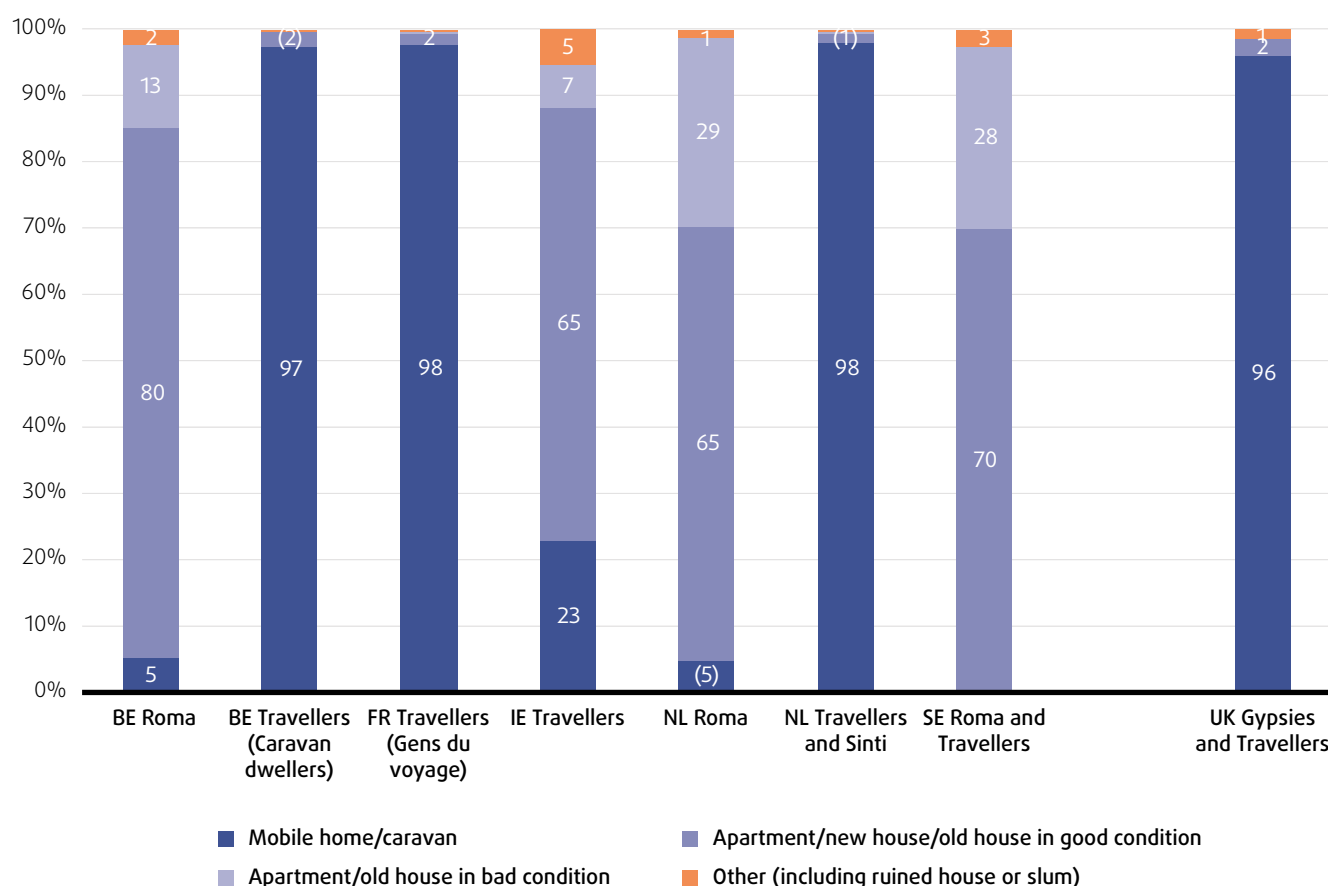
⁷¹ TFEU, Articles 114 and 169.

⁷² TFEU, Articles 162–164 and 174–178.

⁷³ European Commission, **Report on the evaluation of the EU Framework for National Roma Integration Strategies up to 2020**, COM/2018/785 final, p.7.

⁷⁴ European Commission, **Roadmap regarding the initiative setting out the EU post-2020 Roma equality and inclusion policy**, Ref. Ares(2020)1003902, 17 February 2020, p.2.

FIGURE 28: TYPE OF HOUSING OF ROMA AND TRAVELLERS, BY SURVEY GROUP (%)^{a,b,c}



Source: FRA, RTS 2019

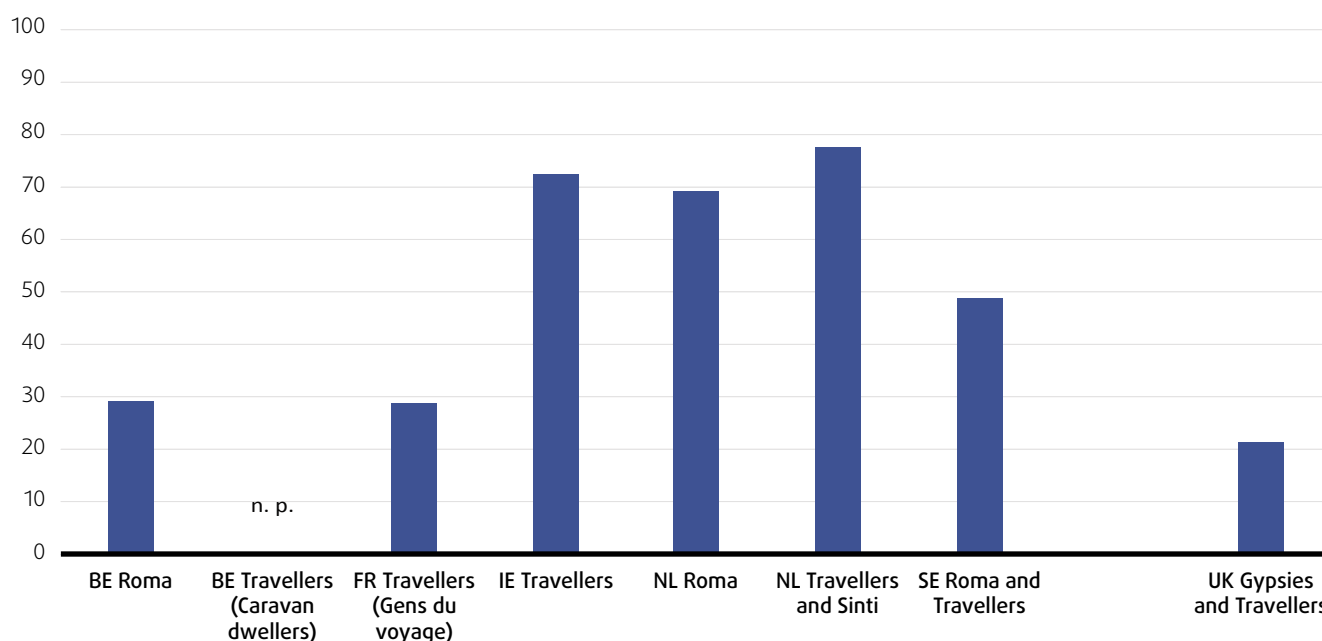
Notes:

- ^a Out of all household members (n = 12,893); weighted results.
- ^b Results based on a small number of responses are statistically less reliable. Therefore, results based on 20–49 unweighted observations in a group total or based on cells with fewer than 20 unweighted observations are noted in parentheses. Results based on fewer than 20 unweighted observations are not published.
- ^c Question: “How would you describe the place where the household lives?”

7.1 DISCRIMINATION

Discrimination can be a major barrier to improving and overcoming adverse housing conditions. Travellers in Ireland and the Netherlands indicate the highest prevalence of discrimination; 73 % and 78 % respectively experienced discrimination when trying to rent or buy houses in the last five years. For Travellers this includes experiences of discrimination when trying to buy land and property for their caravans or to get a permanent pitch in a halting site. Almost two out of three respondents among Roma (69 %) in the Netherlands felt discriminated against as Roma when trying to rent or buy a house (Figure 29). Half of the respondents in Sweden and every third respondent among Roma in Belgium and Travellers in France felt discriminated against in this regard in the five years before the survey. The lowest figure is in the United Kingdom, where 21 % of respondents report discrimination in housing.

FIGURE 29: SHARE OF ROMA AND TRAVELLERS WHO WERE DISCRIMINATED AGAINST IN THE FIVE YEARS BEFORE THE SURVEY WHEN TRYING TO RENT OR BUY HOUSING, BY SURVEY GROUP (%)^{a,b,c}



Source: FRA, RTS 2019

7.2 FREEDOM TO FOLLOW A NOMADIC LIFESTYLE

Among the founding values of the EU is the protection of minorities.⁷⁵ Article 22 of the EU Charter of Fundamental Rights also obliges the Union to “respect cultural, religious and linguistic diversity”. This includes the right to follow different lifestyles, such as those of many Travellers. Such a way of life, linked to the freedom of movement,⁷⁶ affects all aspects of their living conditions and the exercise of their rights, from access to childcare and education for children to housing arrangements and access to benefits for all members of these groups, or even their voting rights.

Notes:

- ^a Out of all respondents aged 16 years and above who tried to rent or buy housing in the five years before the survey (n = 1,045); weighted results.
- ^b Results based on a small number of responses are statistically less reliable. Therefore, results based on 20–49 unweighted observations in a group total or based on cells with fewer than 20 unweighted observations are noted in parentheses. Results based on fewer than 20 unweighted observations in a group total are not published (n.p.).



⁷⁵ Treaty on European Union, 2012/C 326/01, Article 2.

⁷⁶ Protocol No 4 to the European Convention of Human Rights, Article 2, Strasbourg, 16 November 1963.

Focus on the rights of Travellers

In December 2004, the Council of Europe Committee of Ministers issued Recommendation Rec(2004)14 on the movement and encampment of Travellers in Europe. It requires member States to guarantee equal rights on individual Travellers and ensure equal access for Travellers to social, cultural and economic services. It also asks Member States to promote information and awareness campaigns for Travellers, about their rights and duties, and for the sedentary population, so that it comes to know more about the lifestyle and culture of Travellers and lets go of its prejudices and stereotypes about them.

A subsequent recommendation makes specific reference to Travellers. Recommendation Rec(2005)4 of the Council of Europe Committee of Ministers on improving the housing conditions of Roma and Travellers in Europe requires member States to "affirm the right of people to pursue sedentary or nomadic lifestyles, according to their own free choice. All conditions necessary to pursue these lifestyles should be made available to them by the national, regional and local authorities in accordance with the resources available and to the rights of others and within the legal framework relating to building, planning and access to private land."

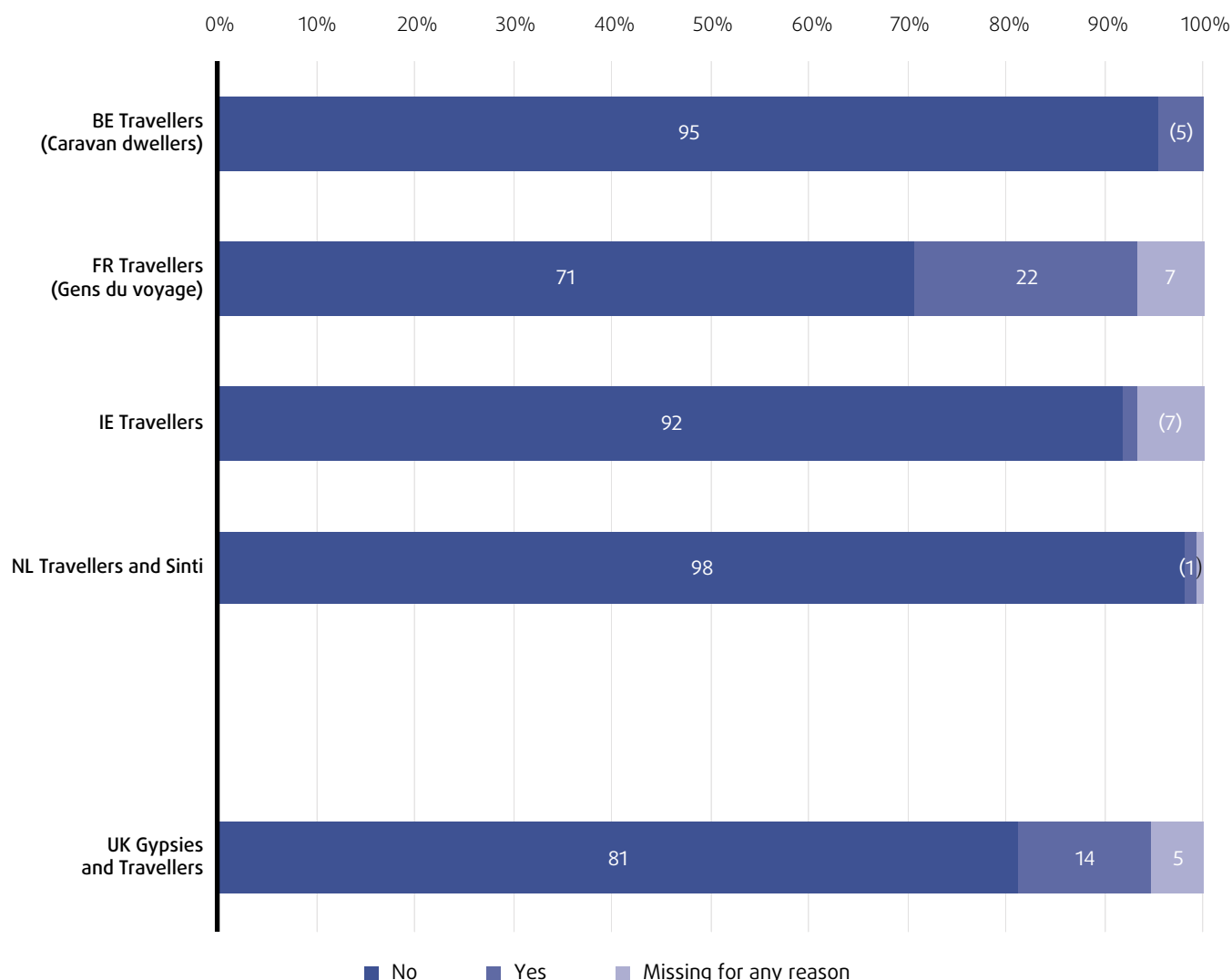
*See Council of Europe Committee of Ministers (2004), **Recommendation Rec(2004)14 on the movement and encampment of Travellers in Europe**; Council of Europe Committee of Ministers (2005), **Recommendation Rec(2005)4 of the Council of Europe Committee of Ministers on improving the housing conditions of Roma and Travellers in Europe**.*

The survey asked respondents who lived in a caravan or mobile home if they think there are enough places for Roma and Travellers to live in their country. Overall, a large majority (79 %) of respondents living in mobile homes or caravans consider that the number of places for Travellers in their country is not sufficient (Figure 30). More than 90 % of Travellers in Ireland, Belgium and the Netherlands feel the same.

"My freedom to live as I want is not respected by local authorities or the government. Nothing is being done for travelling people who want to continue to live a traditional life on a halting site or a traveller specific group housing scheme. Travellers don't want to mix with other Travellers on sites or in housing. Families want to remain on sites or in group schemes where it is only one extended family."
(Ireland, man, 52, Travellers)



FIGURE 30: ENOUGH PLACES TO LIVE FOR TRAVELLERS LIVING IN A MOBILE HOME/CARAVAN, BY SURVEY GROUP (%)^{a,b,c}



Source: FRA, RTS 2019

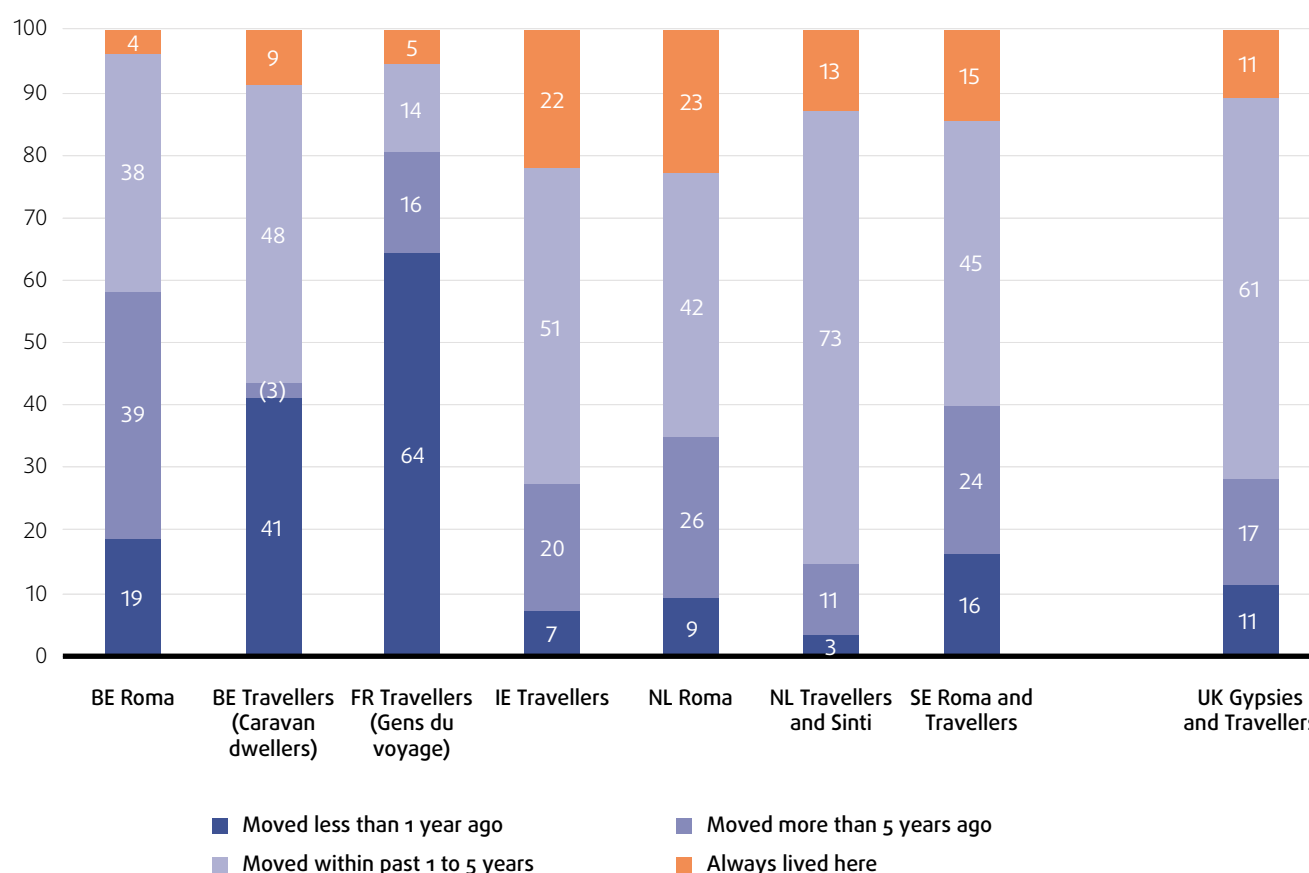
National court decision on infringing freedom of movement

France's **Decree No. 70-708** of 31 July 1970 fined individuals with no stable residence who circulated without possessing special travelling documents. The Council of State (*Conseil d'État*) in France ruled that those provisions went against freedom of movement under Article 2 of Protocol 4 to the European Convention on Human Rights. These provisions, which particularly affected Travellers, were subsequently abolished in 2017. See *France, Council of State (Conseil d'État), Decision 359223 of 19 November 2014*.

Notes:

- ^a Out of all respondents who live in a mobile home/caravan ($n = 3,086$); weighted results.
- ^b Results based on a small number of responses are statistically less reliable. Therefore, results based on 20–49 unweighted observations in a group total or based on cells with fewer than 20 unweighted observations are noted in parentheses. Results based on fewer than 20 unweighted observations are not published.
- ^c Question: "Do you think there are enough places to live for [TRAVELLERS] in [COUNTRY]?"

FIGURE 31: MOVING OF ROMA AND TRAVELLER HOUSEHOLDS TO THEIR CURRENT NEIGHBOURHOOD, BY SURVEY GROUP (%)^{a,b,c}



Source: FRA, RTS 2019

Notes:

- ^a All household members (n = 12,893); weighted results.
- ^b Results based on a small number of responses are statistically less reliable. Therefore, results based on 20–49 unweighted observations in a group total or based on cells with fewer than 20 unweighted observations are noted in parentheses. Results based on fewer than 20 unweighted observations are not published.
- ^c Question: “How long have you (your household) been living here in this neighbourhood/in this site or place?”

The survey asked respondents how frequently their household moved, the main reasons for the move, whether it was planned or forced and, if forced, if this was by a legal order.

Overall, 26 % of the households moved to their current neighbourhood in the 12 months before the survey and 21 % moved to their neighbourhood in the last one to five years. More than half of the households have lived in the neighbourhood for more than five years (41 %) or always (12 %).

In Ireland, the Netherlands, Sweden and the United Kingdom, the majority (60 % or more) of the Roma and Traveller households have been living in the same neighbourhood for more than five years or have always lived there (Figure 31). Most Traveller households in France moved to the neighbourhood less than a year before. In Belgium, about half of Traveller households have been living in their neighbourhood for more than five years, but a large minority (41 %) moved to their current neighbourhood in the past year, 35 % in the past three months. Similarly, 19 % of Roma households in Belgium moved to their current neighbourhood in the year preceding the survey, a relatively high proportion given that they rarely live in caravans.

When asked about the main reason for moving to their current neighbourhood in the past five years, almost a quarter of Roma and Travellers (24 %) said that it was because travelling is their way of life. Another 17 % moved to find housing conditions that better suited family needs and 16 % to join family members or to get married. Approximately one in 10 Roma and Traveller households moved in search of a better neighbourhood or for better opportunities in the labour market. They also mentioned other factors, such as eviction (4 %), failure to extend the contract (4 %) or inability to pay the rent (4 %). The proportion of Roma and Travellers who moved because they were evicted is around five times as high as in the general population (EU-28, 2012 data: 0.8 %).⁷⁷



Around 4 % of all surveyed Roma and Traveller households have either experienced an eviction or been forced to leave by authorities. Households of Caravan dwellers in Belgium (10 %), Roma in Belgium and Travellers in France (both 5 %) reported the highest proportions of evictions in the past five years (Figure 32). Some 29 % of Caravan dwellers in Belgium and 20 % of Travellers in France expect to be evicted or forced to leave in the next six months.

European Court of Human Rights on taking into account different lifestyle of Travellers

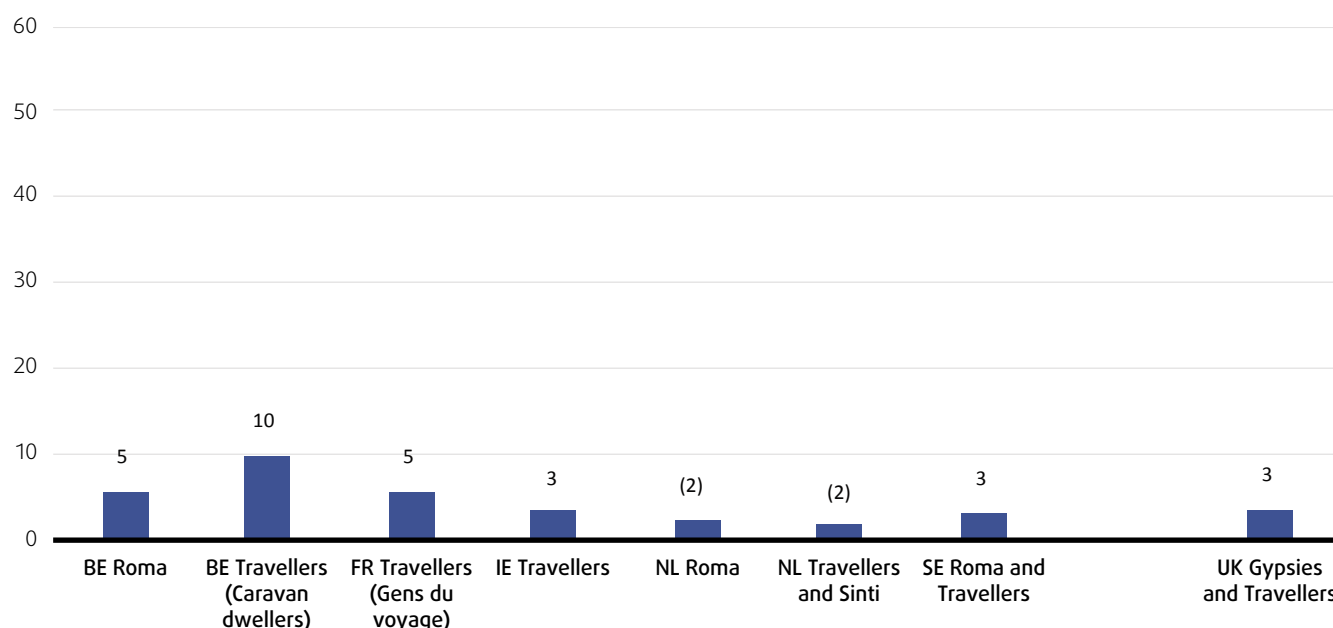
In a case concerning eviction proceedings against Traveller families who had been living in the same place for many years, the European Court of Human Rights held that there had been a violation of Article 8 (right to respect for private and family life and home) of the European Convention on Human Rights. The court pointed out in particular that the domestic courts, which ordered the evictions, did not analyse the proportionality of this measure. More concretely, they did not take into account the lack of urgency and of any manifestly unlawful nuisance, the lengthy period for which the applicants had been settled or the long-standing toleration of the situation by the municipal authorities.

The court also highlighted that numerous international and Council of Europe instruments “emphasise the necessity, in the event of the forced eviction of Roma and Travellers, of providing them with alternative housing”. Moreover, it stated that “the vulnerable position of Gypsies and Travellers as a minority means that some special consideration should be given to their needs and their different lifestyle” and this “must be taken into account in the proportionality assessment” when taking decisions about evictions and possible arrangements for alternative accommodation.

See ECtHR, Winterstein and Others v. France, Application No. 27013/07, 17 October 2013.

⁷⁷ Kenna, P., Benjaminsen, L., Busch-Geertsema, V. and Nasarre-Aznar, S. (2016), **Pilot project – Promoting protection of the right to housing – Homelessness prevention in the context of evictions**, Table 3.2, p. 49. Available in the EU-SILC module in 2012, PC180, single-choice question.

FIGURE 32: SHARE OF ROMA AND TRAVELLERS WHO WERE EVICTED FROM THEIR ACCOMMODATION OR HALTING SITE OR WERE FORCED TO LEAVE BY AUTHORITIES IN THE FIVE YEARS BEFORE THE SURVEY, BY SURVEY GROUP (%)^{a,b,c}



Source: FRA, RTS 2019

Notes:

- ^a Out of all household members ($n = 12,893$); weighted results.
- ^b Results based on a small number of responses are statistically less reliable. Therefore, results based on 20–49 unweighted observations in a group total or based on cells with fewer than 20 unweighted observations are noted in parentheses. Results based on fewer than 20 unweighted observations are not published.
- ^c The indicator combines the households who indicate “forced to moved by authorities/eviction/home was demolished” as one of their main reasons for their last move of dwelling within the past five years and the households who were forced to leave by legal order (eviction or distraint) at any other point in time in the past five years.

7.3 ACCESS TO DECENT HOUSING

The EU framework on Roma integration lays down as a goal to “close the gap between the share of Roma with access to housing and to public utilities (such as water, electricity and gas) and that of the rest of the population”.⁷⁸ For example, it requires Member States to promote non-discriminatory access to housing, including social housing, or to adopt desegregation measures. Overall, around one in 10 interviewed households reports that there is no access to tap water or a shower or toilet inside its dwelling/caravan. These shares are higher among those respondents who live in caravans or mobile homes. Every third Traveller in Belgium (32 %) and 14 % of Travellers in France and 16 % in the United Kingdom do not have tap water in their mobile homes. Most Dutch Travellers, on the other hand, who also live in mobile homes, have water, a shower and a toilet.

“The municipality parks us in front of a wastewater facility. We are isolated from the city.”
(France, woman, 16, Travellers)



⁷⁸ European Commission Communication (2011), **EU Framework for National Roma Integration Strategies up to 2020, COM/2011/0173 final**, Brussels, 5 April 2011, p.7.

Eurostat defines overcrowding in terms of a minimum number of rooms in a household corresponding to the composition of the household (single/couple, age and sex).⁷⁹ In 2018, across the EU-27, 17 % of people in the general population lived in such overcrowded households. In contrast, on average around half of the respondents (46 %) to the present survey live in overcrowded households. Whereas overcrowding might reflect a lifestyle of living in caravans, it also clearly affects those in fixed housing disproportionately.

7.4 SEVERE HOUSING DEPRIVATION

Eurostat considers that people live in conditions of severe housing deprivation when their dwellings are overcrowded and exhibit at least one of the housing deprivation measures, namely a leaking roof, no bath/shower and no indoor toilet, or a dwelling considered too dark.⁸⁰ Severe housing deprivation is one of the draft indicators discussed for an upcoming post-2020 EU initiative on Roma equality and inclusion. In 2018, the average severe housing deprivation rate for the EU-27 was 4 % and for the six survey countries it was less than 3 %. In stark contrast, among the Roma and Travellers in this survey, the severe housing deprivation rate is much higher (21 %). Roma and Travellers living in apartments or houses in bad condition (26 %) generally show higher severe deprivation rates than households living in apartments or houses in better condition (10 %). Even the latter percentage is still notably higher than among the general population in the same countries. The situation of Roma and Travellers living in mobile homes is very specific and requires an adjusted focus of the severe housing deprivation indicator to understand and evaluate the particular living conditions correctly.

Equality body reports on accommodation needs of Gypsies and Travellers

The Equality and Human Rights Commission in the United Kingdom published in September 2019 a report assessing the impact of the change of definition of 'Gypsies and Travellers', as specified in the Planning Policy for Traveller Sites 2015, on local planning authorities' plans for the provision of pitches in England. The revised definition no longer includes those who have ceased travelling permanently for any reason, including old age or disability.

Researchers identified 20 local planning authorities and observed that, before 2015, the total assessed need was 1,584 pitches. After 2015, the assessed need fell to 345 pitches. This means that the new definition of 'Gypsies and Travellers' in the Planning Policy for Traveller Sites 2015 has led to a reduction of accommodation needs according to new assessments by local planning authorities.

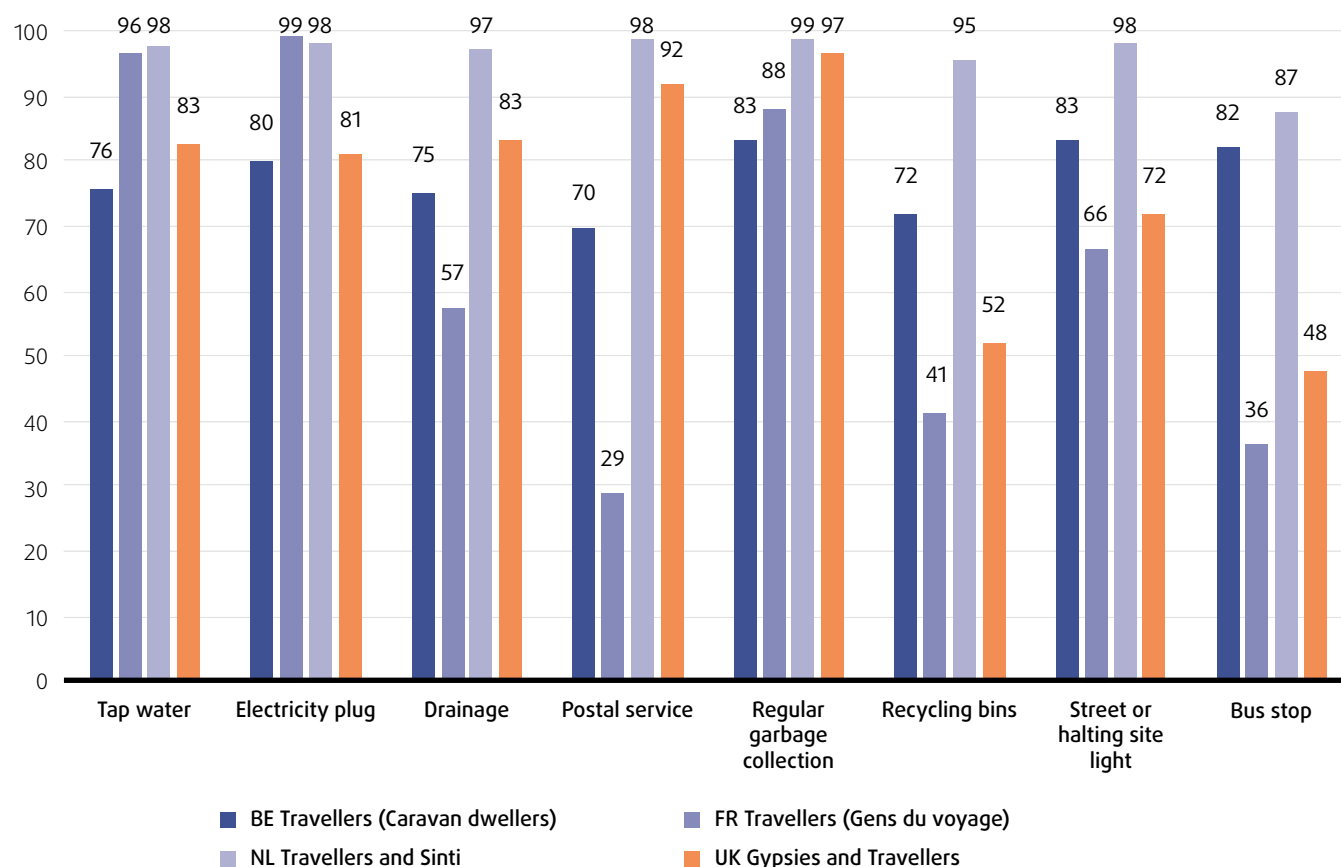
Moreover, the duty to specifically assess Gypsy and Traveller accommodation needs was repealed and replaced with a more general duty to assess the need for caravan sites when assessing general housing need. This change further aggravated the shortfall.

*See United Kingdom, Equality and Human Rights Commission (2019), **Gypsy and Traveller Sites: The revised planning definition's impact on assessing accommodation needs.***

⁷⁹ 121 Eurostat (2014), **Glossary: Overcrowding rate**: "A person is considered as living in an overcrowded household if the household does not have at its disposal a minimum number of rooms equal to: one room for the household; one room per couple in the household; one room for each single person aged 18 or more; one room per pair of single people of the same gender between 12 and 17 years of age; one room for each single person between 12 and 17 years of age and not included in the previous category; one room per pair of children under 12 years of age."

⁸⁰ Eurostat (2014), **Glossary: Severe housing deprivation rate**.

FIGURE 33: AVAILABILITY OF SELECTED PUBLIC SERVICES IN THE NEIGHBOURHOOD/HALTING SITE AMONG TRAVELLERS IN BELGIUM, FRANCE AND THE NETHERLANDS, AND GYPSIES AND TRAVERLLERS IN THE UNITED KINGDOM, BY SURVEY GROUP (%)^{a,b}



Source: FRA, RTS 2019

Notes:

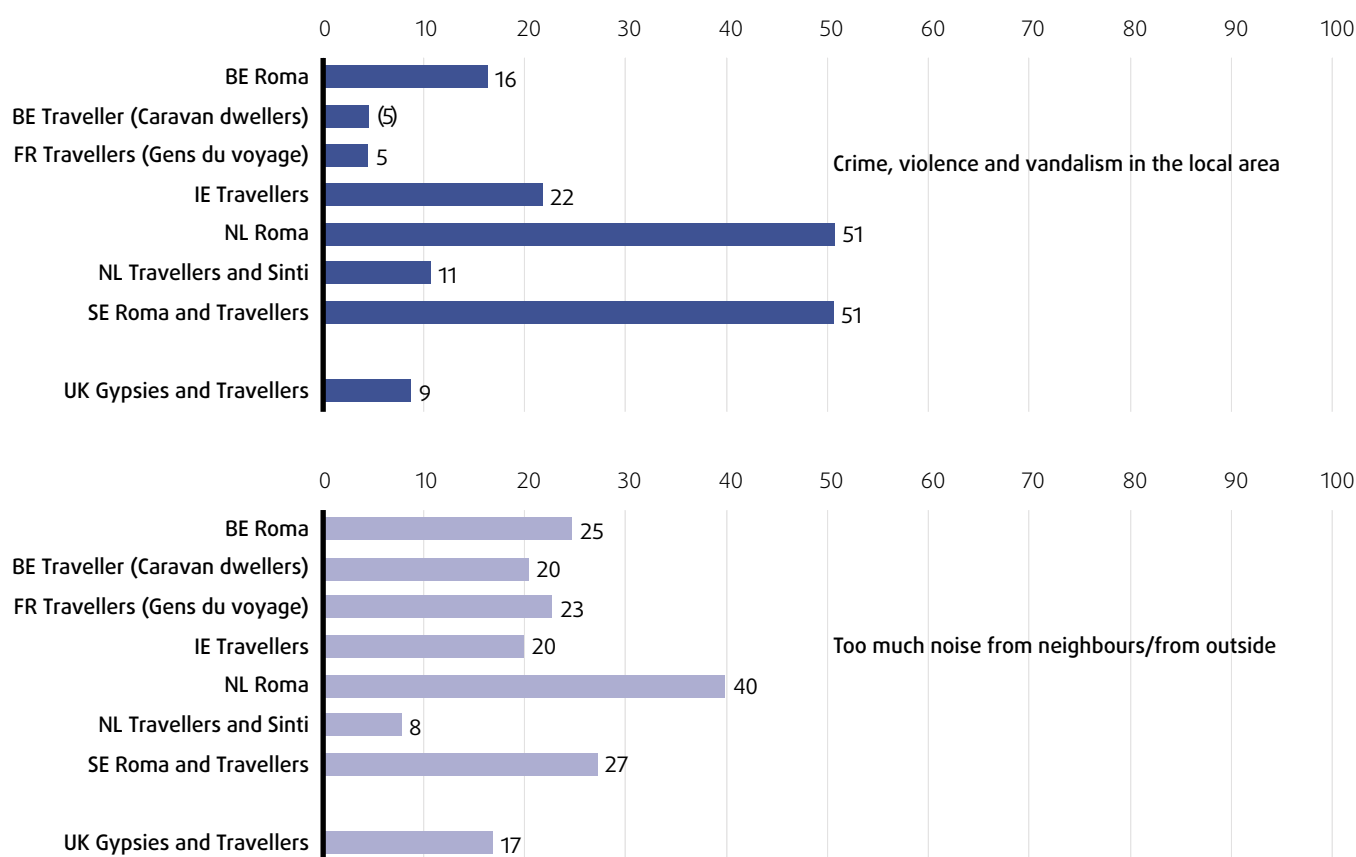
- ^a Out of all household members (n = 7,221); weighted results.
- ^b Question: "Which of the following services are available in the neighbourhood/halting site you live now?"

7.5 NEIGHBOURHOODS AND HALTING SITES

The survey collected data on services and amenities of halting sites or neighbourhood for those living in fixed housing. Many halting sites provide amenities, such as tap water, sanitary facilities and laundries. Most Roma and Traveller households are in neighbourhoods or halting sites with access to tap water (86 %), electricity (86 %), drainage (77 %), postal service (76 %), garbage collection (91 %), recycling bins (68 %), street lighting (84 %) and public transport (70 %). However, only about half of those living in caravans have easy access to public transport (49 %) and 57 % to postal services. Garbage collection is regular for all forms of housing, respondents report (Figure 33).



FIGURE 34: PROBLEMS WITH ACCOMMODATION AMONG ROMA AND TRAVELLERS, BY SURVEY GROUP (%)^{a,b,c}



Source: FRA, RTS 2019

The survey also asked about problems in the neighbourhood, either in terms of crime, violence or vandalism or because of noise from the street or from neighbours (Figure 34).

About half of the Roma in the Netherlands (51 %) and Roma and Traveller households in Sweden (51 %) indicate problems of crime, violence and vandalism in their neighbourhood. Travellers in Belgium, France, the Netherlands and the United Kingdom, who predominantly live in caravans, are notably less affected by violence and crime in the local area. Every fifth Roma and Traveller reports problems with noise in the neighbourhood or through traffic, with the highest proportion (40 %) among Netherlands Roma and the lowest (8 %) among Netherlands Travellers.

Notes:

- ^a Out of all household members (n = 12,893); weighted results.
- ^b Results based on a small number of responses are statistically less reliable. Therefore, results based on 20–49 unweighted observations in a group total or based on cells with fewer than 20 unweighted observations are noted in parentheses. Results based on fewer than 20 unweighted observations in a group total are not published (n.p.).
- ^c Question: “Does your accommodation/the place where you live have any of the following problems?”

Annex

EU INDICATORS ON ROMA EQUALITY AND INCLUSION

TABLE 4: EDUCATION INDICATORS

EDUCATION	BE Roma			BE Caravan dwellers			FR Travellers (Gens du voyage)			IE Travellers			NL Roma			NL Travellers and Sinti			SE Roma and Travellers			UK Gypsies and Travellers			Total		
	Total	W	M	Total	W	M	Total	W	M	Total	W	M	Total	W	M	Total	W	M	Total	W	M	Total	W	M	Total	W	M
1.1 Share of children age four up to starting compulsory primary education age (depending on the country) who attend early childhood education, household members (%) ^a	70	(71)	(69)	-	-	-	32	35	29	75	(74)	77	-	-	-	-	-	-	90	(93)	(87)	(69)	-	-	62	64	60
1.2 Share of children aged 6–15 years attending education, household members (%)	95	96	94	39	(42)	(36)	82	83	81	96	95	98	94	93	95	(100)	-	-	98	99	98	64	63	65	91	91	91
1.3 Early leavers from education and training, respondents, 18–24 (%) ^b	59	(62)	58	(71)	-	-	84	82	86	70	64	(76)	(88)	-	-	(62)	(55)	-	30	(33)	(29)	91	94	(85)	66	68	63
1.4 Share of people who felt discriminated against because of being Roma/Travellers in the past 12 months, when in contact with school authorities (as a parent/guardian or a student), respondents, 16+ (%)	(6)	(3)	(8)	(7)	-	-	9	10	(9)	13	(13)	(12)	(11)	(13)	(8)	17	(22)	(11)	16	20	(13)	13	17	(4)	12	14	10
1.5 Share of children, 6–15 years old, attending schools where 'all or most of schoolmates are Roma/Travellers' as reported by the respondents, household members (%)	9	(9)	(8)	(29)	-	-	9	(9)	10	5	(4)	(5)	(0)	(0)	(0)	(0)	-	-	(5)	(6)	(4)	(14)	(14)	(13)	6	6	6
1.8 Share of people who have completed tertiary education, respondents, 30–34 (%)	(3)	(1)	(5)	-	-	-	(0)	(0)	(0)	(4)	(1)	(8)	(0)	-	-	(1)	(0)	(1)	(6)	(3)	-	(0)	(0)	(0)	(2)	(1)	(4)
1.11 Prevalence of hate-motivated (because of being a Roma/Traveller) bullying/harassment of children while in school in the past 12 months, out of all respondents who are parents/guardians of school-age children, respondents, 16+ (%)	(13)	(13)	(14)	(23)	-	-	18	23	11	27	28	26	(54)	-	-	32	35	(28)	51	56	46	39	41	34	30	33	26
9.1 Highest education achieved, respondents, 16+ (%)																											
Never been in formal education	20	26	15	46	51	41	19	17	21	14	13	15	43	42	43	17	17	18	11	13	(9)	40	43	36	21	22	20

EDUCATION	BE Roma			BE Caravan dwellers			FR Travellers (gens du voyage)			IE Travellers			NL Roma			NL Travellers and Sinti			SE Roma and Travellers			UK Gypsies and Travellers			Total		
	Total	W	M	Total	W	M	Total	W	M	Total	W	M	Total	W	M	Total	W	M	Total	W	M	Total	W	M	Total	W	M
- Primary education (ISCED 1)	21	24	19	(16)	(11)	(21)	34	33	35	36	33	39	40	41	39	48	46	50	10	(10)	(10)	28	28	28	29	29	29
- Lower secondary education (ISCED 2)	37	29	44	22	(23)	(20)	37	39	34	35	37	33	(4)	(5)	(3)	24	23	26	47	44	50	29	26	33	34	33	35
- Upper secondary, vocational, post-secondary, short cycle tertiary education (ISCED 3-5)	19	18	20	(14)	(11)	(17)	10	10	9	14	17	12	(4)	(4)	(4)	10	14	(4)	29	30	29	(2)	(2)	(1)	14	14	14
- Tertiary education (ISCED 6-8)	(1)	(1)	(1)	(2)	(4)	(0)	(0)	(0)	(0)	(1)	(0)	(1)	(0)	(0)	(0)	(0)	(0)	(0)	(3)	(3)	(2)	(0)	(0)	(1)	1	(1)	1

Notes:

W=women; M=men. Results based on a small number of responses are statistically less reliable. Therefore, results based on 20-49 unweighted observations in a group total or based on cells with fewer than 20 unweighted observations are noted in parentheses. Results based on fewer than 20 unweighted observations in a group total are not published (-).

^a Different age groups for participation in early childhood education in countries: four to five years in Belgium, France, Ireland and Sweden; four years in the Netherlands and the United Kingdom.⁸¹ Age is calculated on an annual basis, so the figures do not consider an individual child's early or delayed start to primary education.

^b Based on questions on highest achieved education and main activity status. The same definition used as for the general population "early school leavers", with the exception of participation in non-formal education or training. This was not asked about in RTS, but is considered by Eurostat for the general population (edat_ifse_14).

Source: FRA, RTS 2019

TABLE 5: EMPLOYMENT INDICATORS

EMPLOYMENT	BE Roma			BE Caravan dwellers			FR Travellers (Gens du voyage)			IE Travellers			NL Roma			NL Travellers and Sinti			SE Roma and Travellers			UK Gypsies and Travellers			Total		
	Total	W	M	Total	W	M	Total	W	M	Total	W	M	Total	W	M	Total	W	M	Total	W	M	Total	W	M	Total	W	M
2.1 Share of people who self-declared their main activity status as 'paid work' (including full-time, part-time, ad hoc jobs, self-employment and occasional work or work in the past four weeks), household members, 20–64 years (%) ^a	50	39	60	38	(31)	46	37	13	64	15	17	13	22	16	29	55	35	80	47	42	52	45	23	75	39	25	55
2.2 Share of young people, 16–24 years old, with current main activity not in employment, education or training, household members, 16–24 (%) ^b	30	31	29	41	(53)	(27)	61	76	43	70	67	73	36	41	(31)	17	30	(3)	30	42	22	53	75	22	47	58	36
2.3 Share of people who felt discriminated against because of being Roma/Travellers in the past 12 months, when looking for a job, respondents, 16+ (%)	9	(10)	(9)	(17)	-	-	22	20	24	38	27	45	28	(32)	(25)	(24)	(24)	(24)	23	23	24	25	15	35	23	20	25
2.4 Share of Roma who felt discriminated against because of being Roma/Travellers in the past 12 months, when at work, respondents, 16+ (%)	6	(5)	(7)	(8)	-	(7)	12	(10)	12	(12)	(10)	(15)	(10)	(15)	(6)	16	(11)	19	12	(10)	(14)	11	(7)	14	11	9	12
2.5 Share of Roma aged 0–59 years living in households with a current low work intensity (below 20 %), household members (%)	39	42	35	44	40	48	31	34	27	66	67	65	58	57	59	18	22	13	36	41	33	29	36	20	40	43	37
2.6 Share of people who have not worked in the last four weeks and are looking for work, respondents, 16–74 (%)	31	32	31	(8)	(10)	(7)	7	5	8	25	16	36	(5)	(3)	(7)	(2)	(3)	(2)	22	22	22	5	6	(5)	15	13	18
8.2 Gender employment gap: difference in the paid work rate between women and men, 20–64 years (%)	21	39	60	15	(31)	46	51	13	64	-4	17	13	13	16	29	45	35	80	10	42	52	52	23	75	30	25	55

Notes:

W=women; M=men. Results based on a small number of responses are statistically less reliable. Therefore, results based on 20–49 unweighted observations in a group total or based on cells with fewer than 20 unweighted observations are noted in parentheses. Results based on fewer than 20 unweighted observations in a group total are not published (-).

^a The "paid work rate" is based on the questions: "Please look at this card and tell me which of these categories describes your current situation best?"; "Did you do any work in the last 4 weeks to earn some money?"; The Europe 2020 employment rate 2018: Eurostat Ifsa_ergan is based on the International Labour Organization (ILO) concept: Employed population, 20–64 years, consists of those persons who during the reference week did any work for pay or profit for at least one hour, or were not working but had jobs from which they were temporarily absent.

^b Comparability between RTS and the Eurostat NEET rate is limited due to a different definition and age bands. The Eurostat NEET rate is based on the age group 15–24 years and the ILO employment rate, which refers to having worked at least one hour in the past week, whereas the RTS rate is based on the paid work rate for the agegroup 16–24 years only. The RTS asks about current education and training activities but only formal activities whereas Eurostat non-formal education or training in the NEET rate.

Source: FRA, RTS 2019

TABLE 6: HEALTH INDICATORS

HEALTH	BE Roma			BE Caravan dwellers			FR Travellers (Gens du voyage)			IE Travellers			NL Roma			NL Travellers and Sinti			SE Roma and Travellers			UK Gypsies and Travellers			Total		
	Total	W	M	Total	W	M	Total	W	M	Total	W	M	Total	W	M	Total	W	M	Total	W	M	Total	W	M	Total	W	M
3.1 Share of people assessing their health in general as 'Very good' or 'Good', respondents, 16+ (%)	69	58	79	55	44	65	76	74	79	68	71	64	n.p.	n.p.	n.p.	66	65	68	60	54	65	61	58	64	65	63	68
3.2 Share of people with medical insurance coverage, respondents, 16+ (%)	72	71	73	78	86	72	92	93	91	88	90	87	n.p.	n.p.	n.p.	93	96	91	85	83	88	96	96	95	84	86	83
3.8 Share of people who felt discriminated against because of being Roma/Travellers in the past 12 months, when accessing health services, respondents, 16+ (%)	(5)	(4)	(7)	(6)	(6)	(6)	5	5	(5)	11	10	13	31	(22)	(41)	(2)	(2)	(2)	14	15	13	7	10	(2)	9	9	9
4.9 Share of people living in household with the listed problems in their accommodation: pollution, grime or other environmental problems in the local area, such as smoke, dust, unpleasant smells or polluted water, household members, 0+ (%)	11	12	10	13	16	(10)	31	32	30	20	19	21	31	30	33	8	9	6	18	20	16	20	21	19	21	22	20
9.2 Share of persons with self-reported long-standing limitations in usual activities due to health problems, respondents, 16+ (%)	31	34	28	38	44	34	21	23	20	29	23	36	n.p.	n.p.	n.p.	33	36	29	38	43	33	34	37	30	29	30	28
3.3 Difference in life expectancy at birth, estimates for 2016, general population versus Roma and Travellers, respondents, 16+ (average number of years below the life expectancy of the general population) ^a	BE Roma and Travellers (Caravan dwellers)			FR Travellers (Gens du voyage)			IE Travellers			NL Roma			NL Travellers and Sinti			SE Roma and Travellers			UK Gypsies and Travellers			Total					
	W	M		W	M		W	M		W	M		W	M		W	M		W	M		W	M		W	M	
	13.6	14.2		10.9	7.9		8.2	8.4		n.p.	n.p.		8.3	12.5		10.1	11.6		7.1	10.3		9.8	10.2				

Notes:

W=women; M=men. Results based on a small number of responses are statistically less reliable. Therefore, results based on 20–49 unweighted observations in a group total or based on cells with fewer than 20 unweighted observations are noted in parentheses. Results based on fewer than 20 unweighted observations in a group total are not published (-).

^a Life expectancy estimations for Roma and Travellers with the orphanhood method (Luy, 2009 Estimating mortality differentials in developed populations from survey information on maternal and paternal orphanhood, European Demographic Research Papers No. 2009-3, Vienna Institute of Demography). Based on unweighted data. Because of small sample sizes, Caravan dwellers and Roma in Belgium are merged and the estimates for Roma in the Netherlands suppressed (n.p.). General population data: Human Mortality Database (data downloaded 4 March 2020). Total is weighted for country population size.

^b n.p.: Value for Netherlands Roma cannot be published because of high number of missing answers (>50%).

Source: FRA, RTS 2019

TABLE 7: HOUSING INDICATORS

HOUSING	BE Roma			BE Caravan dwellers			FR Travellers (<i>Gens du voyage</i>)			IE Travellers			NL Roma			NL Travellers and Sinti			SE Roma and Travellers			UK Gypsies and Travellers			Total		
	Total	W	M	Total	W	M	Total	W	M	Total	W	M	Total	W	M	Total	W	M	Total	W	M	Total	W	M	Total	W	M
4.1 Share of people living in household without tap water inside the dwelling, household members, o+ (%)	5	5	6	32	26	39	14	14	13	10	10	11	(1)	(2)	(0)	3	(3)	(4)	(0)	(0)	(1)	16	15	17	9	9	9
4.4 Share of people living in household having neither toilet nor shower nor bathroom inside the dwelling, household members, o+ (%)	6	6	6	17	14	20	18	18	18	12	11	12	(2)	(2)	(1)	4	(4)	(5)	(0)	(0)	(1)	15	14	16	10	10	10
4.5 Share of people who felt discriminated against because of being Roma/Travellers in the past five years, when looking for housing, respondents, 16+ (%)	29	32	26	-	-	-	29	31	26	73	(69)	(76)	69	(70)	(68)	78	78	77	49	47	50	21	(27)	(11)	47	47	47
4.6 Share of people living in household that does not have the minimum number of rooms according to the Eurostat definition of overcrowding, household members, o+ (%)	54	54	54	40	37	43	54	55	52	46	44	49	21	23	18	16	15	17	60	56	63	32	31	32	46	45	47
4.7.1 Share of people living in a household with at least one item of housing deprivation (too dark, leaking roof, no bath/shower, no indoor toilet) household members, o+ (%)	24	23	25	45	43	48	55	55	55	39	40	38	26	24	28	13	13	13	23	20	26	34	34	34	35	35	36
4.7.2 Share of people living in severe housing deprivation (i.e. both overcrowding and housing deprivation), household members, o+ (%)	15	15	16	23	23	23	34	34	33	24	24	24	7	8	6	4	(3)	(4)	17	13	20	17	16	18	21	20	21
4.12 Share of people living in household that in the past five years has ever been evicted/forced to leave the accommodation or halting site by authorities, household members, o+ (%)	5	5	6	10	8	12	5	6	5	3	3	3	(2)	(3)	(2)	(2)	(1)	(2)	3	3	3	3	4	3	4	4	4

Note:

W=women; M=men. Results based on a small number of responses are statistically less reliable. Therefore, results based on 20–49 unweighted observations in a group total or based on cells with fewer than 20 unweighted observations are noted in parentheses. Results based on fewer than 20 unweighted observations in a group total are not published (-).

Source: FRA, RTS 2019

TABLE 8: POVERTY AND SOCIAL EXCLUSION INDICATORS

POVERTY AND SOCIAL EXCLUSION	BE Roma			BE Caravan dwellers			FR Travellers (<i>gens du voyage</i>)			IE Travellers			NL Roma			NL Travellers and Sinti			SE Roma and Travellers			UK Gypsies and Travellers			Total		
	Total	W	M	Total	W	M	Total	W	M	Total	W	M	Total	W	M	Total	W	M	Total	W	M	Total	W	M	Total	W	M
5.1 At-risk-of-poverty rate (below 60 % of median equivalised income after social transfers), household members, o+ (%) ^a	74	77	71	83	79	87	n.p.	n.p.	n.p.	n.p.	n.p.	n.p.	n.p.	n.p.	n.p.	n.p.	n.p.	n.p.	70	74	67	n.p.	n.p.	n.p.	72	75	69
5.2 Share of people living in household where at least one person had to go hungry to bed at least once in the last month because there was not enough money for food, household members, o+ (%)	15	13	18	13	16	(11)	10	9	12	10	10	11	10	(10)	11	(1)	(1)	(2)	22	21	22	7	8	7	12	11	13
8.3 Share of children aged 0–17 living in household where at least one person had to go hungry to bed at least once in the last month because there was not enough money for food, household members (%)	14	14	15	(19)	(21)	(17)	9	8	9	7	5	7	(8)	(6)	(10)	(0)	(0)	(0)	20	19	21	5	(5)	(5)	11	10	12
5.3 Share of people living in household that is able to make ends meet with (great) difficulty, household members, o+ (%)	40	39	40	55	58	53	38	38	37	40	41	39	36	36	36	31	35	27	51	50	51	23	26	19	38	39	38
5.4.1 Share of people living in household in material deprivation (three out of nine selected items, e.g. Cannot afford food, inviting friends, etc.), household members, o+ (%) ^b	46	45	46	38	41	34	43	43	42	49	48	50	37	37	38	9	10	7	52	49	54	28	30	25	41	40	42
5.4.2 Share of people living in household in severe material deprivation (four out of nine selected items, e.g. Cannot afford food, inviting friends, etc.), household members, o+ (%) ^b	30	29	30	23	25	21	22	23	22	31	29	33	18	19	18	3	3	(4)	28	26	29	14	16	10	23	23	23
5.5 Share of people who do not have a bank account, respondents, 16+ (%)	29	25	32	23	(19)	(26)	14	16	12	63	63	64	(6)	(7)	(5)	(1)	(1)	(2)	9	(9)	(10)	26	27	25	23	23	23

Note:

W=women; M=men. Results based on a small number of responses are statistically less reliable. Therefore, results based on 20–49 unweighted observations in a group total or based on cells with fewer than 20 unweighted observations are noted in parentheses. Results based on fewer than 20 unweighted observations in a group total are not published (-).

n.p.: Values for France, Ireland, the Netherlands and the United Kingdom cannot be published because of high numbers of missing answers (> 40 %).

^a At-risk-of-poverty based on the RTS survey are all persons with an equivalised current monthly disposable household income below the twelfth of the national at-risk-of-poverty threshold 2018 (published by Eurostat). The equivalised disposable income is the total income of a household, after tax and other deductions, divided by the number of household members converted into equalised adults; using the so-called modified OECD equivalence scale (1-0.5-0.3). By contrast, the Eurostat indicator provides information about annual household incomes. This might result in an overestimation of the at-risk-of-poverty rate in comparison with the general population.

^b (Severe) material deprivation is defined as the enforced inability to pay for at least three (four) out of nine items: unexpected expenses; a one-week annual holiday away from home; a meal involving meat, chicken or fish every second day; the adequate heating of a dwelling; a washing machine; a colour television; a telephone; a car; payment arrears (mortgage or rent, utility bills, hire purchase instalments or other loan payments).

Source: FRA, RTS 2019

TABLE 9: DISCRIMINATION, HARASSMENT AND HATE CRIME INDICATORS

DISCRIMINATION AND HARASSMENT	BE Roma			BE Caravan dwellers			FR Travellers (Gens du voyage)			IE Travellers			NL Roma			NL Travellers and Sinti			SE Roma and Travellers			UK Gypsies and Travellers			Total		
	Total	W	M	Total	W	M	Total	W	M	Total	W	M	Total	W	M	Total	W	M	Total	W	M	Total	W	M	Total	W	M
6.1 Share of people who felt discriminated against because of being Roma/Travellers in any area of life covered in the survey in the past 12 months, respondents, 16+ (%)	21	22	19	19	(23)	(16)	35	36	34	65	62	68	76	74	78	40	41	40	50	52	49	42	47	34	45	46	44
6.2 Share of people experiencing hate-motivated harassment (overall five acts) because of being Roma/Travellers in the 12 months before the survey, respondents, 16+ (%)	16	16	15	13	(18)	(8)	35	36	35	52	50	53	83	77	88	43	37	50	55	56	54	43	49	35	44	44	44
6.3 Share of people who were physically attacked because of being Roma/Travellers in the past 12 months, respondents, 16+ (%)	(2)	(1)	(4)	(2)	(0)	(4)	5	3	8	7	(4)	11	13	(14)	(12)	(4)	(1)	(8)	12	(7)	16	5	5	(5)	7	5	9
6.4 Share of people who were stopped by police in the past 12 months and think it was because of being Roma/Travellers, respondents, 16+ (%)	5	(4)	(5)	(10)	(10)	(9)	8	5	11	14	7	22	26	26	26	6	(4)	(9)	15	10	21	8	5	13	11	7	15
6.5.1 Share of people who do not feel comfortable with having Roma/Travellers as their neighbour, general population, respondents, 16+ (%)*	41	41	40	41	41	40	52	54	49	46	46	47	33	29	37	33	29	37	30	23	36	38	36	41	-	-	-
6.5.2 Share of people who do not feel comfortable with having Roma/Travellers married into their family, general population, respondents, 16+ (%)*	44	44	44	44	44	44	56	56	56	52	52	52	29	23	35	29	23	35	38	34	41	40	39	40	-	-	-
6.6 Share of people who find it acceptable to not hire a Roma/Traveller because of concerns about how customers might react, general population, respondents, 16+ (%)*	22	21	23	22	21	23	27	24	30	22	19	26	18	15	22	18	15	22	18	13	22	15	9	22	-	-	-

Note:

Results based on a small number of responses are statistically less reliable. Therefore, results based on 20–49 unweighted observations in a group total or based on cells with fewer than 20 unweighted observations are noted in parentheses. Results based on fewer than 20 unweighted observations in a group total are not published (-).

Sources: FRA, RTS 2019; * FRA, Fundamental Rights Survey 2019. Data collection in cooperation with CBS (NL), CTIE (LU) and Statistics Austria (AT).

TABLE 10: RIGHTS AWARENESS INDICATORS

RIGHTS AWARENESS	BE Roma			BE Caravan dwellers			FR Travellers (gens du voyage)			IE Travellers			NL Roma			NL Travellers and Sinti			SE Roma and Travellers			UK Gypsies and Travellers			Total		
	Total	W	M	Total	W	M	Total	W	M	Total	W	M	Total	W	M	Total	W	M	Total	W	M	Total	W	M	Total	W	M
7.1 Share of people who did not report the most recent incident of hate-motivated harassment (because of being Roma/ Travellers) among those experiencing hate-motivated harassment in last five years, respondents, 16+ (%)	84	(85)	82	(87)	-	-	96	97	95	90	89	91	99	99	99	92	92	93	93	94	92	90	88	95	93	93	93
7.2 Share of people who felt discriminated against (in any area) in last five years and reported the last incident of discrimination because of being Roma/Travellers, respondents, 16+ (%)	22	(14)	29	(30)	(28)	-	14	13	15	28	28	28	13	(12)	(14)	21	21	20	25	26	23	25	29	(17)	21	22	21
7.3 Share of people who did not report the most recent incident of hate-motivated physical attack among those who experienced hate-motivated physical attack in last five years (because of being Roma/ Travellers), respondents, 16+ (%)	(69)	-	-	-	-	-	86	85	87	79	(78)	(80)	98	(99)	(96)	(77)	-	-	94	(79)	100	79	(71)	(89)	88	84	90
7.4 Share of people who have heard of at least one equality body in their country, respondents, 16+ (%)	19	11	27	32	(21)	41	14	14	15	49	47	50	12	(15)	(10)	59	58	59	57	55	58	24	22	29	33	31	35
7.6 Share of people who are aware of a law that forbids discrimination in their country, respondents, 16+ (%)	50	47	54	41	36	44	47	48	46	58	58	59	(5)	(6)	(3)	55	53	58	76	77	75	56	50	64	53	52	54
7.7.1 Share of people who tend to trust the police in their country, respondents, 16+ (%)	58	57	60	31	(32)	30	29	30	27	30	33	26	(0)	(0)	(0)	26	25	27	47	48	46	37	37	36	35	35	34
7.7.2 Share of people who tend to trust the judicial system in their country, respondents, 16+ (%)	46	42	50	27	(34)	(21)	25	26	24	25	27	23	(0)	(0)	(0)	19	19	19	47	47	48	25	22	29	29	29	30
8.1 Share of people who got married before the age of 18, respondents, 16+ (%)	15	22	9	(11)	(11)	(10)	10	15	5	12	14	9	38	45	30	8	12	(3)	13	20	(7)	9	12	(5)	13	18	8

Notes:

Results based on a small number of responses are statistically less reliable. Therefore, results based on 20–49 unweighted observations in a group total or based on cells with fewer than 20 unweighted observations are noted in parentheses. Results based on fewer than 20 unweighted observations in a group total are not published (-).

^a The results refer to the non-reporting of the most recent incident, instead of reporting, because of low numbers reporting.

Source: FRA, RTS 2019

Table 11: Awareness of equality bodies present in each survey country (%)^{a,b}

Country		Have you ever heard of the [NAME OF EQUALITY BODY 1, 2 or 3]?		Yes	No	Don't know
BELGIUM	1	Centre interfédéral pour l'égalité des chances et la lutte contre le racisme et les discriminations/Centre fédéral migration (fr) Interfederaal centrum voor gelijke kansen en bestrijding van discriminatie en racisme/Federaal Migratiecentrum (nl) http://www.diversitybelgium.be		12	86	(2)
	2	Gelijke Kansen in Vlaanderen, www.gelijkekansen.be		20	80	(1)
	3	Institut pour l'égalité des femmes et des hommes (fr) Instituut voor de gelijkheid van vrouwen en mannen (nl) http://igvm-iefh.belgium.be/en/		15	85	(0)
FRANCE	1	Le Défenseur des droits, www.defenseurdesdroits.fr		14	81	4
IRELAND	1	Irish Human Rights and Equality Commission (en) An Coimisiún na hÉireann um Chearta an Duine agus Comhionannas (ga) www.ihrc.ie		44	56	-
	3	The Equality Tribunal (en) An Binse Comhionannais (ga) www.workplacerelations.ie/en/Workplace_Relations_Bodies/Equality_Tribunal/		36	64	(0)
NETHERLANDS	1	College voor de Rechten van de Mens, www.mensenrechten.nl/mission-and-ambition		32	65	3
	2	Antidiscriminatiebureaus, www.discriminatie.nl/antidiscriminatiebureaus		26	71	(4)
SWEDEN	1	Diskrimineringsombudsmannen, www.do.se/en/		57	43	(0)
UNITED KINGDOM	1	Equality and Human Rights Commission, www.equalityhumanrights.com		24	75	(1)
	2	Equality Commission for Northern Ireland, www.equalityni.org		4	95	(1)

Notes:

^a Out of all respondents (n = 4,659); weighted results.

^b Results based on a small number of responses are statistically less reliable. Therefore, results based on 20–49 unweighted observations in a group total or based on cells with fewer than 20 unweighted observations are noted in parentheses. Results based on fewer than 20 unweighted observations in a group total are not published (-).

Source: FRA, RTS 2019

ROMA AND TRAVELLERS SURVEY METHODOLOGY

This section provides a concise overview of the methodology of FRA's RTS. The survey collected data on Roma and Travellers' experiences of and opinions on discrimination, victimisation, and their living conditions in Belgium, France, Ireland, the Netherlands, Sweden and the United Kingdom.

The survey targeted individuals aged 16 or over who self-identified as having a Roma or Traveller background, who lived in private households and whose usual place of residence was the survey country for at least six of the 12 months before the survey. Roma and Traveller groups are heterogeneous and diverse. The term 'Roma' encompasses overlapping and complementary characteristics (ethnic, linguistic, socio-economic).⁸² As used by the Council of Europe, it refers to "Roma, Sinti, Kale and related groups in Europe, including Travellers and the Eastern groups (Dom and Lom), and covers the wide diversity of the groups concerned, including persons who identify themselves as Gypsies".⁸³

The survey collected information from 4,659 respondents and their 8,234 co-habitants living in 4,449 households through face-to-face computer assisted interviews. The fieldwork took place from 1 December 2018 to 16 July 2019. FRA developed further its innovative and human rights based approaches to collection of data on hard-to-reach populations, in line with the pledge of the UN Agenda 2030 for sustainable development to leave no one behind. Conducting a representative quantitative survey of Roma and Travellers in these selected countries was a particular challenge. None of the survey countries had lists or other sampling frames on Roma and Travellers that it could use to identify potential respondents. France, for example, prohibits data collection on ethnicity. Many Roma and Travellers in the EU have a sedentary lifestyle today. However, those for whom travelling is still common, as it is in Belgium, France, the Netherlands and the United Kingdom, face many barriers in terms of the number of halting sites and their length of stay at these sites. In turn, that makes these locations difficult to locate and access in order to conduct a survey. A long history of experiencing discrimination, persecution and exclusion created mistrust towards authorities and external visitors, which required a particularly sensitive approach.

Participation, self-identification and trust

Including Roma and Travellers in the preparation, sampling and implementation of the survey creates the trust the communities need for them to participate in the survey. Participation of Roma in the design of local-level projects, strategies and inclusion efforts that aim to support them is key to successfully implementing them, as FRA has shown in its previous work.

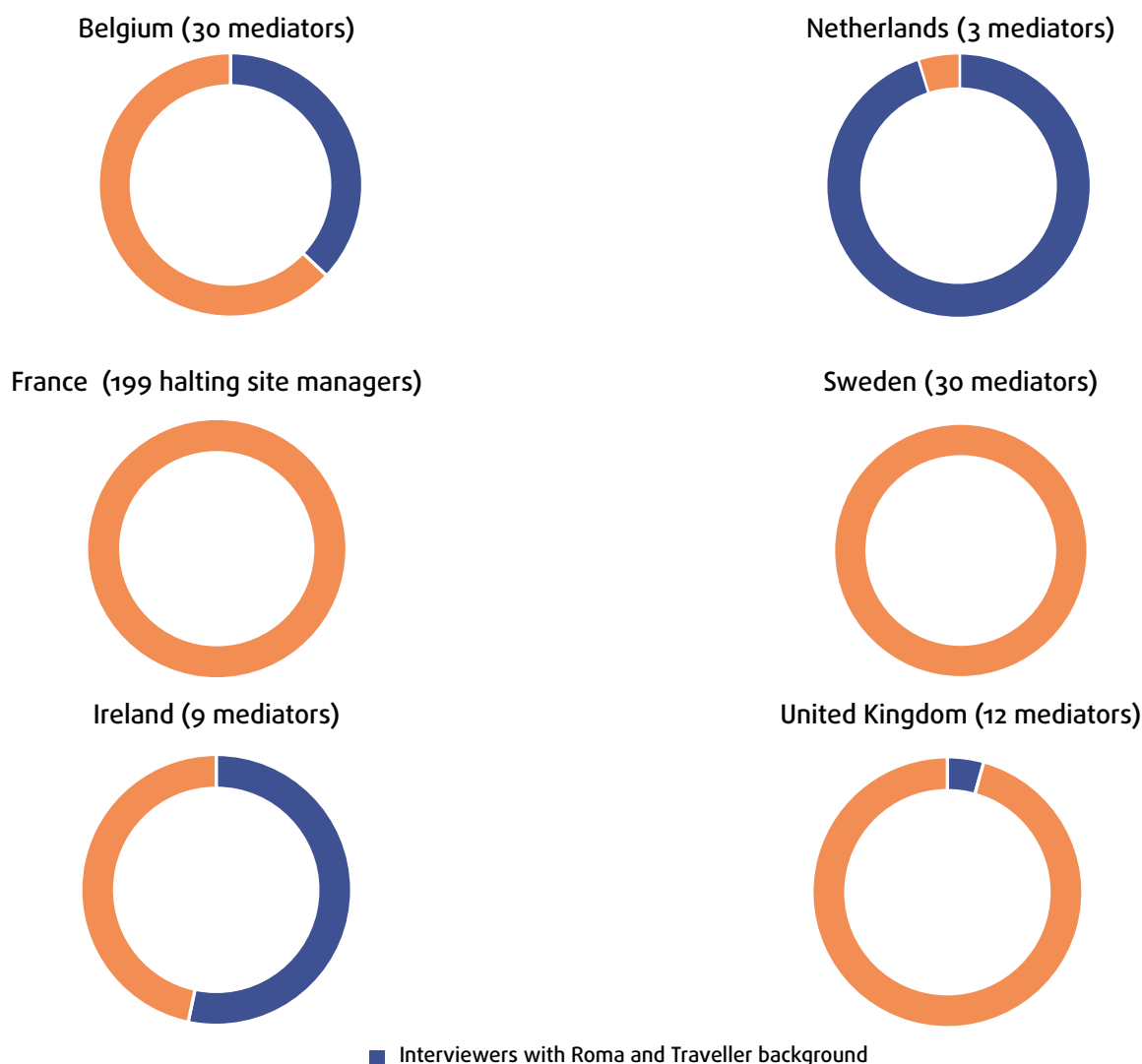
At the beginning of the interview, respondents could select from a list tailored to each survey group about how they would describe themselves the best, including multiple identities. The interview took place only when the respondent confirmed his/her self-identification as belonging to a Roma or Traveller group.

In the Netherlands, for both groups – Roma and Travellers – interviewers recruited from within the communities conducted almost all interviews. In Sweden and the United Kingdom, the national fieldwork agencies decided to work with mediators from the communities rather than with Roma and Traveller interviewers. The advantage of mediators is that they are usually more connected to the region and have trust among certain groups or in certain locations, whereas interviewers from, for example, a Traveller background might have problems interviewing UK Gypsies. Furthermore, if interviewers personally know the interviewees, the answers are more likely to be socially acceptable, for example. That could occur more frequently

⁸² FRA (2014), **Roma Pilot Survey Technical Report: Methodology, sampling and fieldwork**, version dated 24 March 2015, Luxembourg, Publications Office.

⁸³ Council of Europe (n.d.), **Roma and Travellers**.

FIGURE 35: NUMBER OF INTERVIEWERS WITH ROMA AND TRAVELLER BACKGROUND AND NUMBER OF MEDIATORS USED TO REACH OUT IN EACH COUNTRY (%)



Note:

Mediators had either a Roma or Traveller background or a strong link to the community.

among smaller and segregated populations, as in Sweden. All interviewers and fieldwork supervisors who had no Roma or Traveller background had to undergo tailored cultural awareness training, sometimes provided by the communities themselves. In France, the initial contact was established through the managers of the halting sites.

Coverage

In-depth background research and consultations with key stakeholders, experts and the Roma and Traveller communities took place in August 2018. After that, the fieldwork approach was tested and some groups had to be excluded from the final list of target groups, as it was not possible to reach out to them enough to obtain a representative sample. These were Roma and Travellers living in bricks-and-mortar housing in the United Kingdom, and Roma living in camps in France.

Sampling

The sample sizes were determined based on the optimal allocation with respect to the estimated total size of the covered target population in addition to practical considerations, such as minimum sample size and the feasibility of achieving it (see Table 5).

Roma and Travellers can be considered a hard-to-reach population for survey research in the countries in question. This is because of relatively small and/or dispersed populations and the absence of reliable sampling frames.

The selection of sampling units took either a single-stage or a multi-stage approach. Where the required information for sampling⁸⁴ was available at primary sampling unit (PSU) level, the approach used a single stage. In other countries, a multi-stage approach gathered this information. In this case, PSUs were first randomly selected and information was collected on the secondary sampling units (SSUs) – areas where the target population lives in higher concentrations. Table 5 shows the final number of sampling points per survey group.

The survey used random and non-random sampling methodologies (see Table 5). It chose the best possible sampling design for each target group in each country. Some adaptations were made to the sampling designs after the start of fieldwork to address the challenges that it experienced. Random selection of respondents was not possible in all households because of high refusal rates. For this reason, an optional within-household non-random selection of respondents was introduced. This introduces a bias in the demographic composition of the selected respondents, which was adjusted at the weighting level. When a random approach was not possible, a quota was set on the total number of interviews per region. Within this target, minimum quotas by gender and age (three categories) were specified in combination with strict rules on the selection of respondents and number of interviews per interviewer to reach a maximum of variation among the sample. In some cases, additional 'soft' quotas (i.e. quotas for which near enough is good enough) were specified to balance the sample in terms of other characteristics (accommodation types or Roma and Traveller subgroups).

⁸⁴ The number of occupant target group members per unit, and the contact and access details of the sites.

TABLE 12: SUMMARY OF ESTIMATED POPULATION, SAMPLE FRAME POPULATION, TARGETED SAMPLE SIZES AND ACHIEVED SAMPLES, BY SURVEY GROUP

Country	Target group	Estimated population size	Coverage (%) ^a	Number of sampling points ^b	Target sample size	Achieved sample	Household and respondent selection within the sampling units ^c
BE	Caravan dwellers	Flanders and Brussels, 2,300; Wallonia, unknown	100	22 PSUs	122	124	Non-random (quota)
	Roma	30,000	100	13 SSUs	478	482	Non-random (quota)
FR	Travellers (<i>Gens du voyage</i>)	250,000–300,000	100	164 SSUs	1,500	1,544	Random probability
IE	Travellers	40,000	93	55 PSUs	650	518	Non-random (quota)
NL	Roma	13,000	97	10 PSUs	200	201	Non-random (quota)
	Travellers and Sinti	30,000	74	58 SSUs	500	511	Random probability with optional non-random selection of respondents (when the random selection was refused)
SE	Roma and Travellers	50,000	99	17 SSUs	400	404	Non-random (quota)
UK	English or Romany Gypsies and Irish Travellers	120,000	84	200 SSUs	1,100	875	Random probability with optional non-random selection of respondents (when the random selection was refused)

Note:

^a RTS 2019 sampling frames. For more information on the source of these data, see technical report.

^b The coverage is calculated as a proportion of the population living in units included in the sample selection at PSU or SSU level among the population of all units in the sample frame (sample frame population).

^c One PSU could comprise several halting sites.

^d For NL Roma and UK Gypsies and Travellers, up to two interviews per household were allowed.

Source: FRA, RTS 2019

The sample target was not fully achieved in Ireland and the United Kingdom. In Ireland, the work with mediators and interviewers from the communities took longer than expected and it was not possible to complete all the interviews. In the United Kingdom, the sampling frame was outdated and many halting sites were empty or non-existent.

The largest survey groups are French Travellers (33 % of the total sample) followed by UK Gypsies and Travellers (19 %). Belgian Caravan dwellers and Netherlands Roma have the smallest samples relatively (3 % and 4 % respectively). The sample sizes (to a certain extent) reflect the relative population sizes of surveyed groups.

For the sample in the Netherlands among Travellers and Sinti, municipalities with fewer than 40 Traveller houses were excluded. That resulted in 74 % coverage. In the United Kingdom, local authorities with fewer than 50 caravans were excluded, resulting in a drop of 16 % in coverage. The sampling frame in the United Kingdom relates to England and Wales, as no figures for Northern Ireland and Scotland were available.

The sample for the Roma in the Netherlands was small and it was difficult to determine the full population. High non-response rates to some questions restrict comparability. The report flags them.

In Belgium, the size of the Roma and Traveller population in Wallonia is unknown but it is estimated to be small. The fieldwork set a small target for Wallonia and did not reach it. The results are therefore not representative of Travellers in Wallonia.

For more detailed information on the methodology of the survey, please refer to the dedicated technical report.⁸⁵

Weighting

The survey results presented in this report are based on weighted data to reflect the selection probabilities of each household and individual based on the sampling design. The weights also account for the differences in the (estimated) size of the target population in each country.

Post-stratification with variables such as age and gender based on population data was not possible for most of the covered groups for lack of data. Hence, the sample profiles were adjusted using within-household non-response weighting. The post-stratification weighting step relied on the information available in the sample frame. In other words, the sample was post-stratified to the regional distribution and level of urbanisation of the covered target population.

Sampling error

All sample surveys are affected by sampling error, given that the survey interviews only a fraction of the total population. Therefore, all results presented are point estimates underlying statistical variation. Small differences of a few percentage points between groups of respondents have to be interpreted within the range of this statistical variation and only more substantial differences between population groups should be considered actual differences in the total population (indicative ± 5 percentage points). Results based on small sample sizes are statistically less reliable and are not interpreted substantially. Figures and tables flag them in brackets. These include statistics that are based on samples of between 20 and 49 respondents in total, and results based on cell sizes with fewer than 20 persons. Results based on fewer than 20 respondents are not shown.

⁸⁵ FRA will publish the Technical Report in 2020.

Life expectancy estimation

Life expectancy of Roma and Travellers was estimated with the indirect orphanhood method (OM)⁸⁶ based on survey information on maternal and paternal survival, i.e. whether or not respondents' mothers and fathers were still alive at the time of the survey. The basic idea of the OM is that the age of respondents represents the survival time of the mother (or father). Consequently, the proportion of respondents of a given age whose mother (or father) is still alive approximates a survivorship ratio from an average age at childbearing to that age plus the age of the respondents. The OM converts the proportions of those with a surviving parent into life table survivorship probabilities for predefined adult ages by controlling for the prevailing pattern of childbearing. The variant of the OM used for the analysis in this report transfers the resulting survivorship probabilities into complete life tables from age 30 with the logit life table model.⁸⁷ The relative difference of the estimates for each survey population and the respective country's general population at age 30 were then applied to the life expectancy at birth of the country's general population.

Indirect methods such as the OM can provide only broad measures of the overall level and trend in mortality. They are inherently unable to detect short-term trends or abnormal age patterns of mortality. The OM also yields estimates of mortality that refer to dates well before the survey was conducted. Not all estimates derived from the different age groups provide meaningful results, mainly because of the problem of low case numbers.⁸⁸ This requires the application of specific inclusion criteria, which are to some extent arbitrary. Therefore, the estimates presented should be interpreted with caution.⁸⁹ Life expectancy at birth does not take into account possible differences in infant and child mortality between the Roma and the Travellers and the general population. Assumptions that it could be higher among the Roma and Travellers would therefore underestimate the difference from the general population in the current estimates.

The values refer to the time trend of estimates derived from all usable age groups. The estimates for 2016 are the forecast trend of 2010 because the available information on mortality refers not to current deaths but to past deaths of respondents' parents. They occurred predominantly between 1995 and 2010, so 2010 is the latest point in time available for the single estimate. Some of the trends are slightly steeper than for the general population, which could indicate a shrinking in life expectancy, but forecasting such trends to 2016 could lead to an underestimation of the values in 2016. Given the small sample sizes, it was not possible to derive valid estimates for Netherlands Roma, and Belgian Roma and Caravan dwellers were merged for estimation.

⁸⁶ Indirect techniques are the demographic standard tools for estimating life expectancy of populations that lack population statistics, such as countries of the global South; see Luy, Marc (2010), 'A classification of the nature of mortality data underlying the estimates for the 2004 and 2006 United Nations' World Population Prospects', *Comparative Population Studies*, Vol. 35, No. 2, pp. 315-334. See also UNFPA (n.p.), [Indirect estimation of adult mortality from orphanhood](#).

⁸⁷ Luy, M. (2009), 'Estimating mortality differentials in developed populations from survey information on maternal and paternal orphanhood', European Demographic Research Papers No. 2009-3, Vienna Institute of Demography; Luy, M. (2010), 'Estimating mortality differentials in developed populations from survey information on maternal and paternal orphanhood', Supplement to European Demographic Research Papers No. 2009-3, Vienna Institute of Demography.

⁸⁸ The OM was applied to all age groups of respondents for which information on maternal and paternal orphanhood was available and the application of the method was possible (age groups 20-24, 25-29, 30-34, 35-39, 40-44, 45-49, 50-54, 55-59 and 60-64).

⁸⁹ See for example Luy, M. (2012), 'Estimating mortality differences in developed countries from survey information on maternal and paternal orphanhood', *Demography*, Vol. 49, No. 2, pp. 607-627.

RESPONDENTS IN THE ROMA AND TRAVELLERS SURVEY

The survey tried to obtain a representative sample. The assessment of the quality of the sample is difficult, as no other data sources are available to compare. This section describes the unweighted survey sample in terms of the main socio-demographic characteristics, which gives an indication of the actual distribution.

Somewhat more women (55 %) than men (45 %) took part in the survey. The proportions of men in the sample were lowest among Gypsies and Travellers in the United Kingdom (32 %) and Travellers in Ireland (44 %). In the United Kingdom there was some indication that this could be due to lower reporting by male household members. Weighting can only partially correct for it, as the true distribution is unknown. Belgian Roma and Caravan dwellers were the only two survey groups where men in the sample outnumbered women (54 %).

One fifth of the sample (20 %) is 24 years old or younger. Two out of five respondents (41 %) are between 25 and 44 years old and a similar proportion (38 %) is 45 years or older. Dutch Travellers have a relatively old sample – more than half of respondents (56 %) are 45 years or older. The proportion of respondents of this age category was also relatively high among UK Gypsies and Travellers (45 %) and Belgian Caravan dwellers (43 %). In contrast, Dutch Roma, Swedish Roma and Travellers, and Belgian Roma have the highest share of respondents aged 24 years or less (30 %, 29 % and 27 % respectively). Notably, only 10 % of respondents are in this age category among Dutch Travellers and Sinti. That might be the result of the specific demographic structure in the Netherlands' halting sites and the fact that families with children have increasingly been moving to fixed housing. The interviews were predominantly in cities (56 %). Three in 10 interviews (30 %) took place in towns or suburbs. Only one in seven respondents (14 %) was in a rural area. The highest proportions of respondents in cities are among Swedish Roma and Travellers (100 %) and Belgian Roma (98 %). Respondents from rural areas form a considerable share of the sample among the United Kingdom's Gypsies and Travellers (44 %) and Ireland's Travellers (23 %).

Looking at the household composition, respondents living in multi-person households without children form the largest part of the sample (39 %). Dutch Travellers and Sinti living in halting sites are the most likely to live in multi-person households without children (64 %). One third of respondents (33 %) live in multi-person households with children. Among all survey groups, Travellers in Ireland and Roma in the Netherlands have the highest shares of respondents who live in multi-person households with children (53 % and 51 % respectively). Every fifth respondent (21 %) lives alone. The largest shares of respondents living alone are among the UK Gypsies and Travellers (28 %) and Dutch Travellers and Sinti (25 %). Single parents form 7 % of the sample. Women (11 %) are more likely than men (2 %) to

TABLE 13: THE COMPOSITION OF THE FULL SAMPLE IN TERMS OF SEX, UNWEIGHTED DATA, BY SURVEY GROUP (%)^{a,b}

	BE Roma	BE Caravan dwellers	FR Travellers (Gens du voyage)	IE Travellers	NL Roma	NL Travellers and Sinti	SE Roma and Travellers	UK Gypsies and Travellers	Total
Women	46	46	53	56	49	55	50	68	55
Men	54	54	47	44	51	45	50	32	45
Total	100	100	100	100	100	100	100	100	100

Notes:

^a Unweighted proportions, respondents only (n = 4,658).

^b Respondents who say that their sex is 'other' are not included in this breakdown because of their small number.

Source: FRA, RTS 2019

be single parents. Swedish Roma and Travellers have the highest share of single mothers, reaching 17 %.

TABLE 14: MAIN SOCIAL DEMOGRAPHIC CHARACTERISTICS OF THE FULL SAMPLE OF RESPONDENTS, UNWEIGHTED DATA, BY SURVEY GROUP AND SEX (%)^a

Characteristics	BE Roma			BE Caravan dwellers			FR Travellers (Gens du voyage)			IE Travellers			NL Roma			NL Travellers and Sinti			SE Roma and Travellers			UK Gypsies and Travellers			Total					
	Total	W	M	Total	W	M	Total	W	M	Total	W	M	Total	W	M	Total	W	M	Total	W	M	Total	W	M	Total	W	M			
Age	16-24 years			27	18	34	18	18	18	17	19	16	22	21	23	30	34	26	10	12	8	29	22	36	21	22	18	20	20	21
	25-44 years			55	62	48	40	42	37	44	46	42	42	43	42	40	38	42	34	32	35	39	43	34	34	36	29	41	43	40
	45+ years			19	20	18	43	40	45	38	35	42	36	36	36	29	27	31	56	56	57	33	35	31	45	41	53	38	37	40
Degree of urbanisation	Cities			98	99	97	58	67	51	51	53	49	27	28	27	90	90	90	71	73	69	100	100	100	23	24	21	56	55	58
	Towns and suburbs			2	1	3	42	33	49	41	40	43	49	50	49	10	10	10	29	27	31	0	0	0	32	32	33	30	30	30
	Rural areas			0	0	0	0	0	0	8	8	8	23	23	24	0	0	0	0	0	0	0	0	0	44	44	45	13	15	12
Household type respondents live in	Single			22	17	26	21	25	18	19	17	21	8	10	6	15	13	18	25	28	21	22	19	24	28	28	26	20	20	21
	Single parent			8	15	3	6	12	1	5	7	1	8	13	2	10	15	5	2	3	0	11	17	5	9	13	2	7	11	2
	Multi-person household without children			27	22	31	38	32	43	42	39	45	31	25	38	24	20	27	64	59	69	22	22	23	45	39	56	39	36	44
	Multi-person household with 1 child			13	15	12	18	12	22	13	14	13	14	13	15	23	23	23	6	6	6	16	16	16	8	9	6	12	12	12
	Multi-person household with 2 children			13	15	12	8	4	12	11	11	11	13	13	14	21	23	20	3	3	4	13	12	14	4	4	4	10	9	10
Multi-person household with 3 or more children	17	17	16	9	16	3	9	16	3	10	11	9	26	27	25	6	5	8	1	1	0	16	14	19	7	7	6	11	11	11

Note:

^a Unweighted proportions; respondents only (n = 4,658; for household type, four respondents could not be fitted to any of the categories; n = 4,654).

Source: FRA, RTS 2019

Getting in touch with the EU

In person

All over the European Union there are hundreds of Europe Direct information centres. You can find the address of the centre nearest you at:

https://europa.eu/european-union/contact_en

On the phone or by email

Europe Direct is a service that answers your questions about the European Union. You can contact this service:

- by freephone: 00 800 6 7 8 9 10 11
(certain operators may charge for these calls),
- at the following standard number: +32 22999696 or
- by email via: https://europa.eu/european-union/contact_en

Finding information about the EU

Online

Information about the European Union in all the official languages of the EU is available on the Europa website at: [https:// europa.eu/european-union/index_en](https://europa.eu/european-union/index_en)

EU publications

You can download or order free and priced EU publications at: <https://op.europa.eu/en/publications>. Multiple copies of free publications may be obtained by contacting Europe Direct or your local information centre (see https://europa.eu/european-union/contact_en).

EU law and related documents

For access to legal information from the EU, including all EU law since 1952 in all the official language versions, go to EUR- Lex at:

<http://eur-lex.europa.eu>

Open data from the EU

The EU Open Data Portal (<http://data.europa.eu/euodp/en>) provides access to datasets from the EU. Data can be downloaded and reused for free, for both commercial and non-commercial purposes.



PROMOTING AND PROTECTING YOUR FUNDAMENTAL RIGHTS ACROSS THE EU —

This report presents findings from FRA's 2019 survey on Roma and Travellers in Belgium, France, Ireland, the Netherlands, Sweden and the United Kingdom. The survey included interviews with almost 4,700 Roma and Travellers, collecting information on more than 8,200 individuals living in their households.

By focusing on Roma and Travellers, the survey provides unique data and information that are not available from European general population surveys, which do not disaggregate on grounds of ethnic origin.

The findings present a bleak but familiar picture of discrimination and deprivation. We hope they encourage policymakers to step up their efforts to ensure a better future for Europe's biggest minority group.



FRA – EUROPEAN UNION AGENCY FOR FUNDAMENTAL RIGHTS

Schwarzenbergplatz 11 – 1040 Vienna – Austria

T +43 158030-0 – F +43 158030-699

fra.europa.eu

 facebook.com/fundamentalrights
 twitter.com/EURightsAgency
 linkedin.com/company/eu-fundamental-rights-agency



Publications Office
of the European Union